molecules

MDPI

Article

The HDAC/HSP90 Inhibitor G570 Attenuated Blue Light-Induced Cell Migration in RPE Cells and Neovascularization in Mice through Decreased VEGF Production

Tai-Ju Hsu [1,†], Kunal Nepali [1,†], Chi-Hao Tsai [1,2], Zuha Imtiyaz [1], Fan-Li Lin [3], George Hsiao [3], Mei-Jung Lai [4,5,*], and Yu-Wen Cheng [1,4,*]

[1] School of Pharmacy, College of Pharmacy, Taipei Medical University, Taipei 100301, Taiwan; nick010519@tmu.edu.tw (T.-J.H.); nepali@tmu.edu.tw (K.N.); d01447001@ntu.edu.tw (C.-H.T.); zuhaimtiyaz@tmu.edu.tw (Z.I.)
[2] Department of Ophthalmology, School of Medicine, the University of North Carolina at Chapel Hill, Chapel Hill 27599, USA.
[3] Department of Pharmacology, School of Medicine, College of Medicine, Taipei Medical University, Taipei 100301, Taiwan; fllin@tmu.edu.tw (F.-L.L.); geohsiao@tmu.edu.tw (G.H.)
[4] Ph.D. Program in Drug Discovery and Development Industry, College of Pharmacy, Taipei Medical University, Taipei 100301, Taiwan
[5] Biomedical Commercialization Center, Taipei Medical University, Taipei 100301, Taiwan
* Correspondence: mjl@tmu.edu.tw (M.-J.L.); ywcheng@tmu.edu.tw (Y.-W.C.); Tel.: +886-2-27361661 (ext. 7686) (M.-J.L.); +886-2-27361661 (ext. 6123) (Y.-W.C.); Fax: +886-2-27374622 (Y.-W.C.);
† These authors contributed equally to this work.

Contents:

HPLC purity data……..……SI-2

^{1}H NMR Spectra for compounds 1-8…… .SI-3-10

HPLC Purity Data of compounds 1-8

HPLC purity determination:

HPLC purity was determined using an Hitachi 2000 series HPLC system using C-18 column (Agilent ZORBAX Eclipse XDB-C18 5 μm. 4.6 mm × 150 mm). Elution conditions: Mobile phase A-Acetonitrile; Mobile phase B-Water containing 0.1% formic acid + 10 mmol NH_4OAc. The flow-rate was 0.5 mL/min and the injection volume was 5 μl. The system operated at 25 °C. Peaks were detected at 254 nm.

Compound	Retention time (min)	Purity (%)
1	3.104	96.281
2	3.108	99.189
3	3.173	99.431
4	16.54	97.618

5	17.67	96.475
6	18.84	98.886
7	18.75	98.959
8	16.93	97.929

^{1}H Spectra for compound 1.

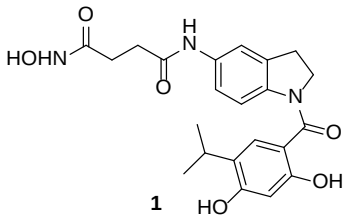

1

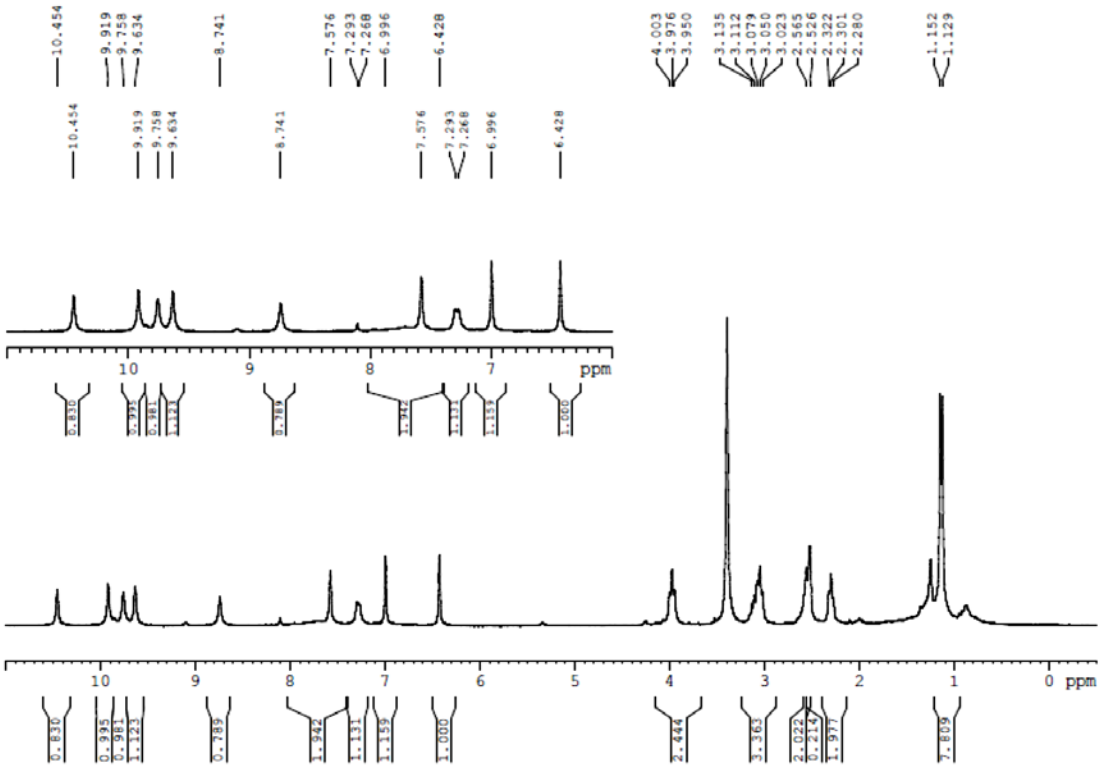

^{1}H Spectra for compound 2.

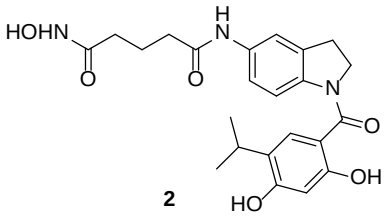

2

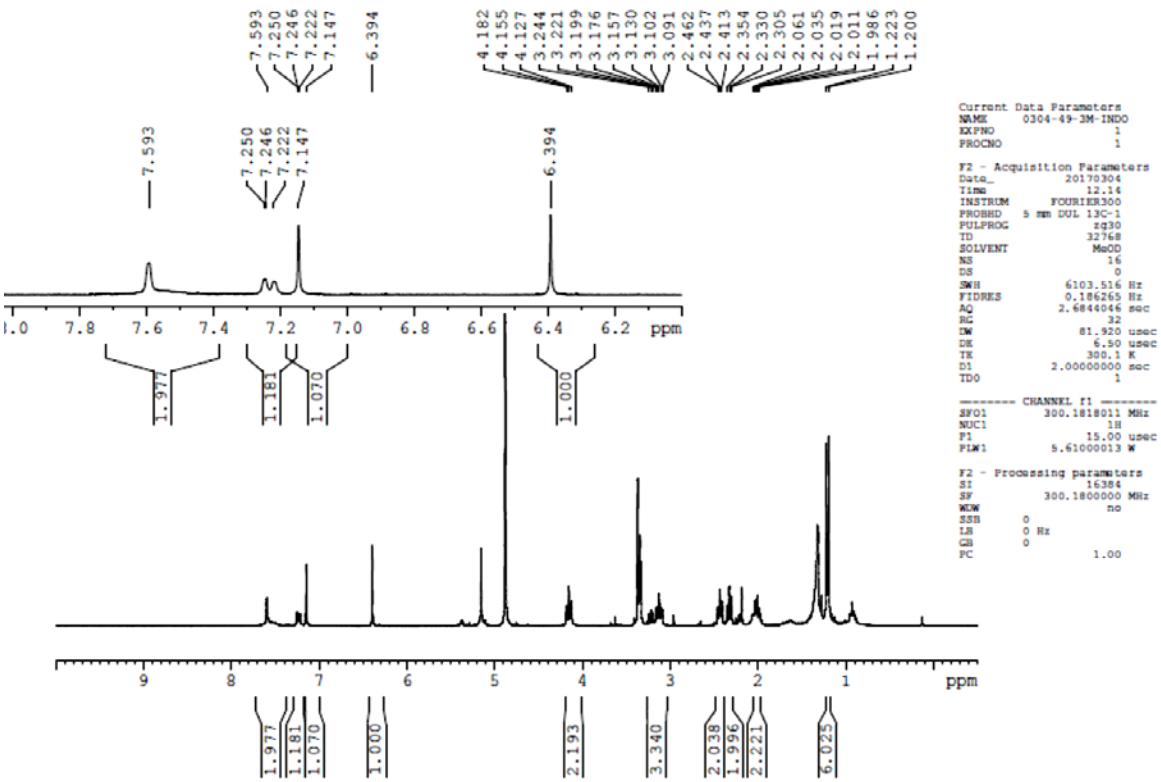

^{1}H Spectra for compound 3.

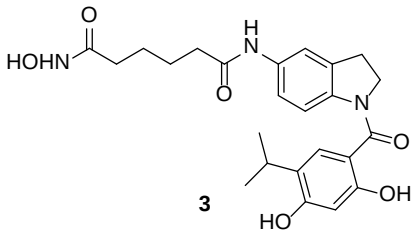

3

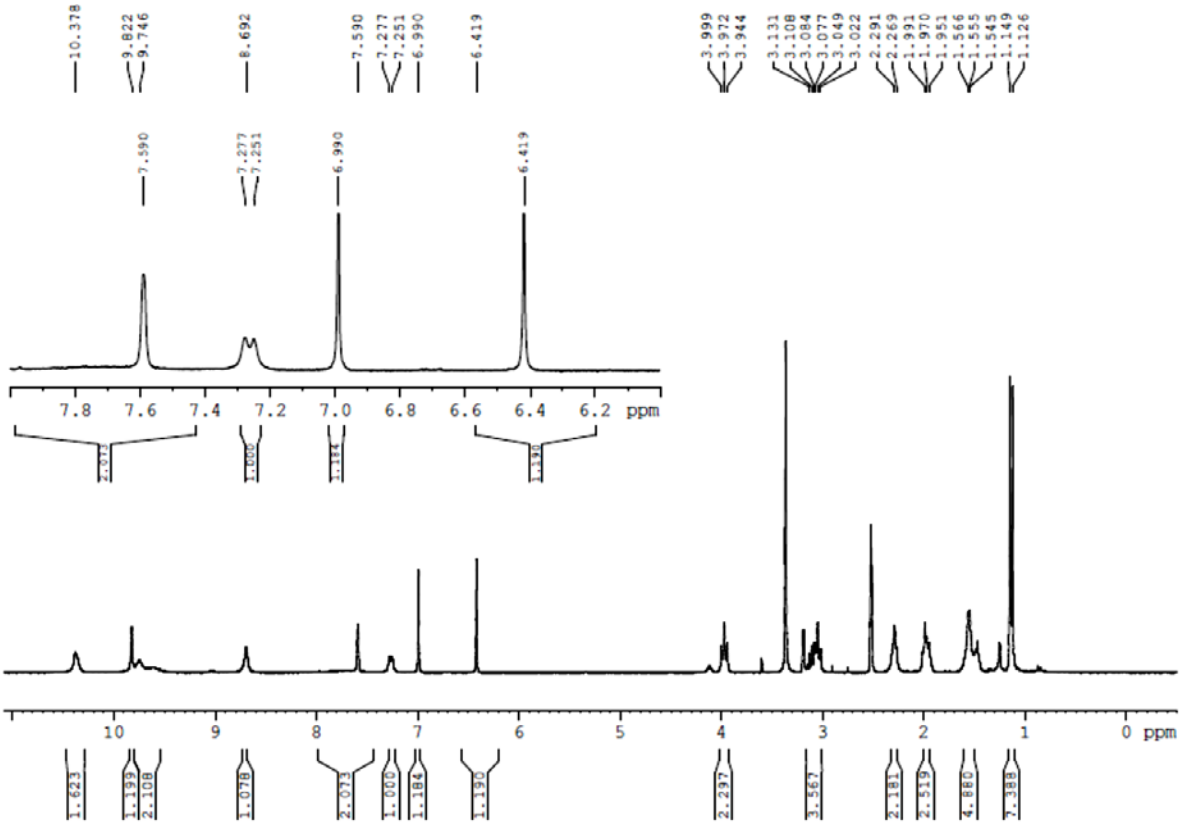

^{1}H NMR of compound 4.

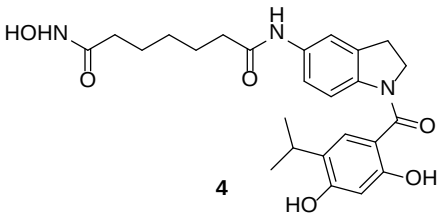

4

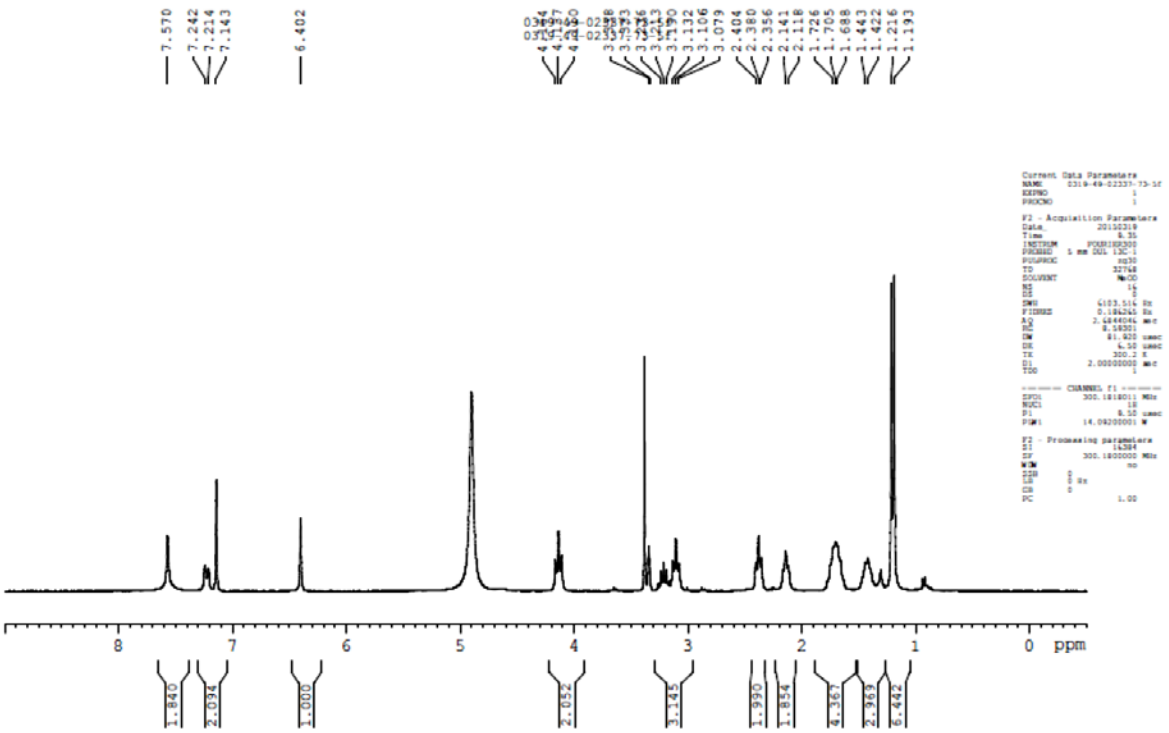

^{1}H NMR of compound 5.

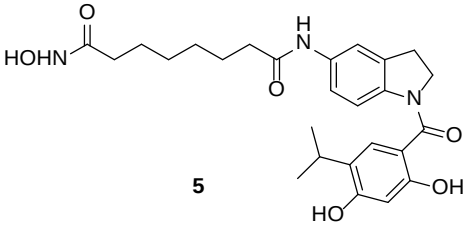

5

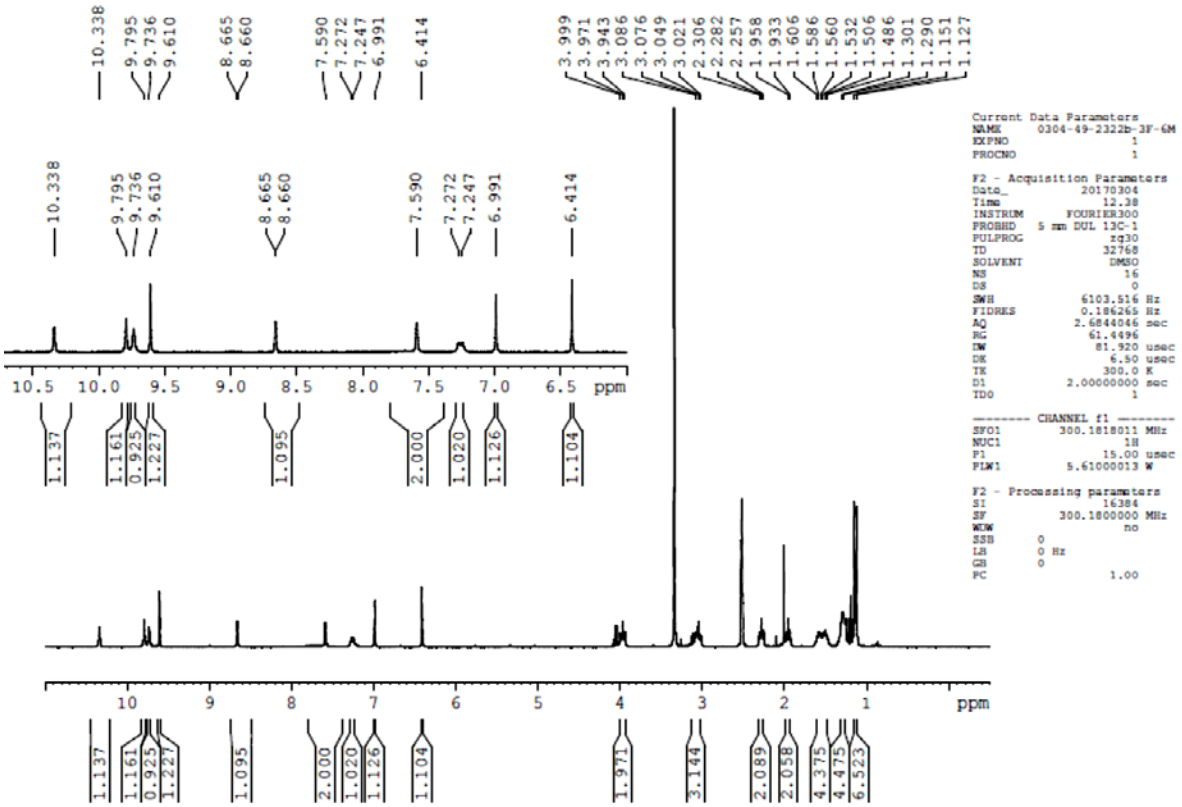

^{1}H NMR of compound 6.

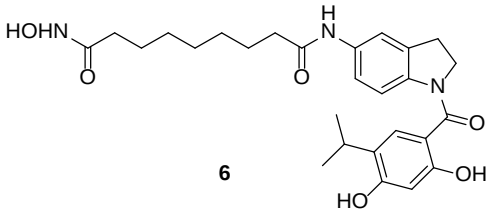

6

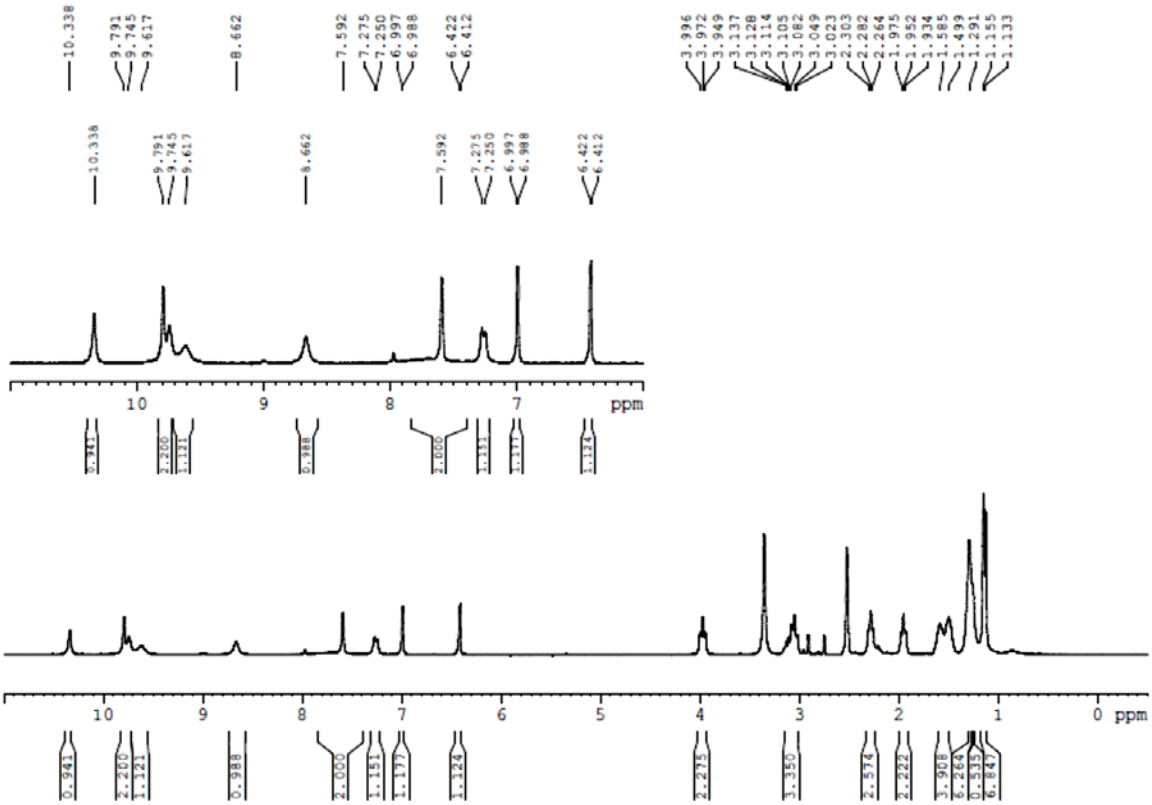

^{1}H NMR of compound 7.

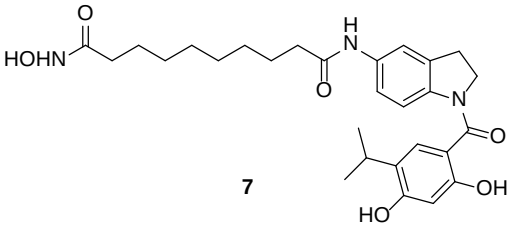

7

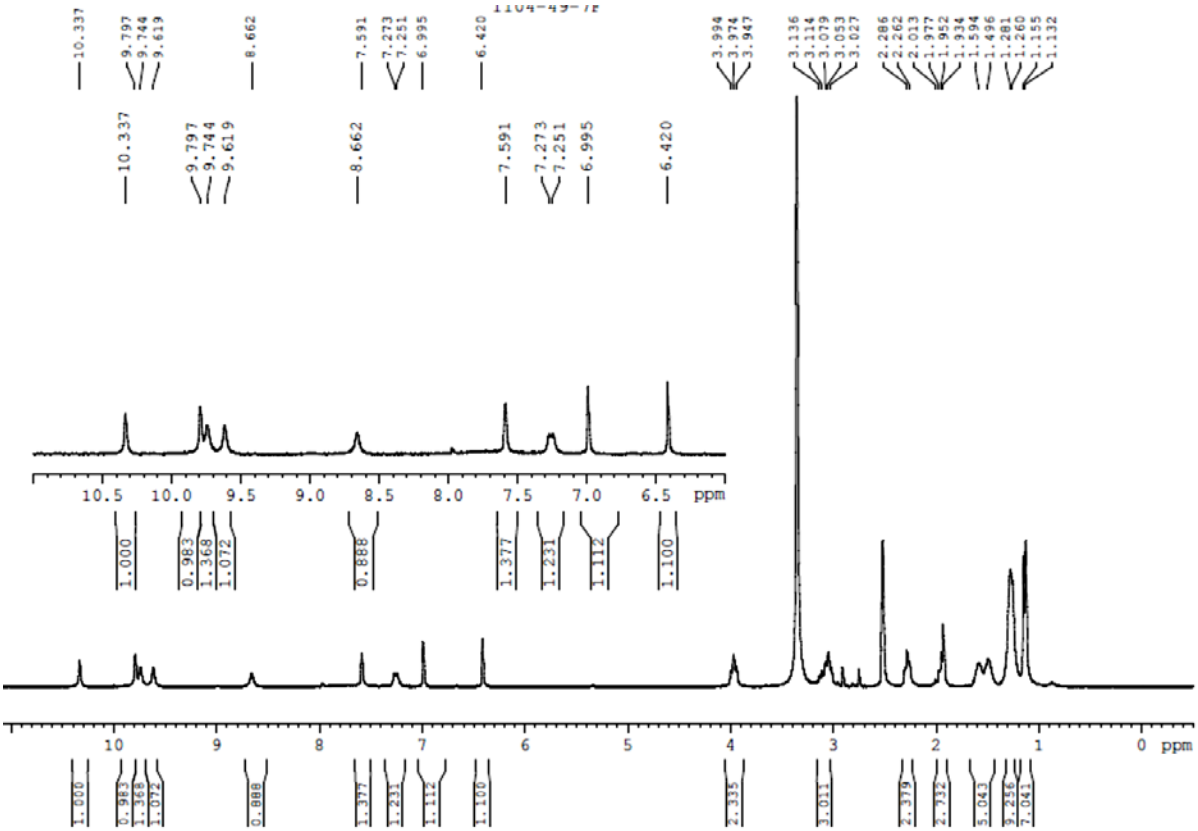

^{1}H NMR of compound 8.

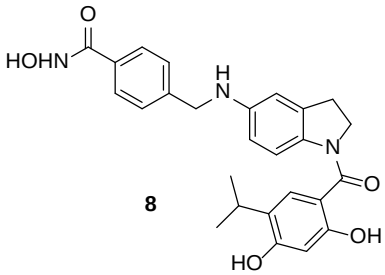

8

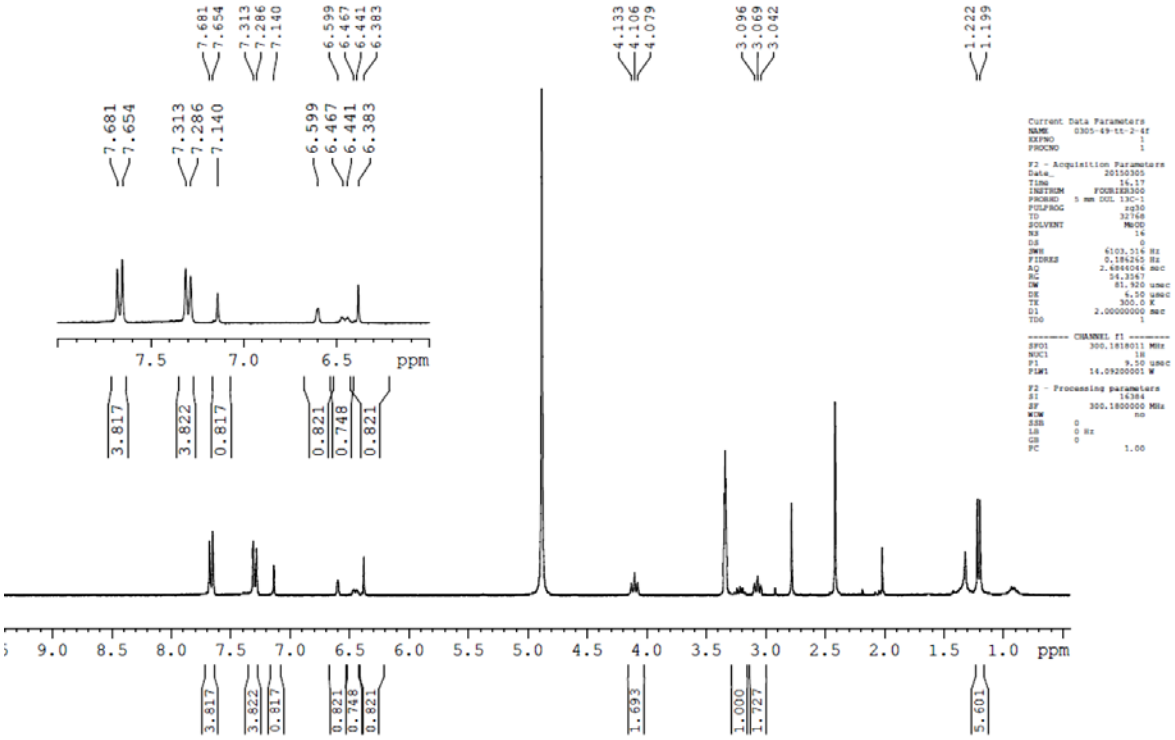
7.681
7.654
7.313
7.286
7.140
6.599
6.467
6.441
6.383
4.133
4.106
4.079
3.096
3.069
3.042
1.222
1.199
7.5
7.0
6.5
ppm
3.817
3.822
0.817
0.821
0.748
0.821
9.0
8.5
8.0
7.5
7.0
6.5
6.0
5.5
5.0
4.5
4.0
3.5
3.0
2.5
2.0
1.5
1.0
ppm
3.817
3.822
0.817
0.821
0.748
0.821
1.693
1.000
1.727
5.601
Current Data Parameters
NAME 0305-49-tt-2-4f
EXPNO 1
PROCNO 1
F2 - Acquisition Parameters
Date_ 20150305
Time 16.17
INSTRUM FOURIER300
PROBHD 5 mm DUL 13C-1
PULPROG zg30
TD 32768
SOLVENT MeOD
NS 16
DS 0
SWH 6103.516 Hz
FIDRES 0.186265 Hz
AQ 2.6846046 sec
RG 54.3567
DW 81.920 usec
DE 6.50 usec
TE 300.0 K
D1 2.00000000 sec
TD0 1
======== CHANNEL f1 ========
SFO1 300.1618011 MHz
NUC1 1H
P1 9.50 usec
PLW1 14.09200001 W
F2 - Processing parameters
SI 16384
SF 300.1800000 MHz
WDW no
SSB 0
LB 0 Hz
GB 0
PC 1.00