

Supplementary material

Decarbonisation Using Hybrid Energy Solution: Case Study of Zagazig, Egypt

Mohammad Akrami ^{1,*}, Samuel J. Gilbert ¹, Mahdiah Dibaj ¹, Akbar A. Javadi ¹,
Raziye Farmani ¹, Alaa H. Salah ², Hassan E.S. Fath ³ and Abdelazim Negm ^{4,*}

¹ Department of Engineering, University of Exeter, Exeter EX4 4QF, UK; sjg242@exeter.ac.uk (S.J.G.); md529@exeter.ac.uk (M.D.); a.a.javadi@exeter.ac.uk (A.A.J.); r.farmani@exeter.ac.uk (R.F.)

² City of Scientific Research and Technological Applications (SRTA), Alexandria 21934, Egypt; alaa.h.salah@gmail.com

³ Environmental Engineering Department, School of Energy Resources, Environment, Chemical and Petrochemical Engineering (EECE), Egypt-Japan University of Science and Technology (E-JUST), Alexandria 21934, Egypt; hassan.fath@ejust.edu.eg (H.F.)

⁴ Water and Water Structures Engineering Department, Faculty of Engineering, Zagazig University, Zagazig 44519, Egypt

* Correspondence: m.akrami@exeter.ac.uk (M.A.); amnegm@zu.edu.eg or amnegm85@yahoo.com (A.N.)

Supplementary material 1 (S1):

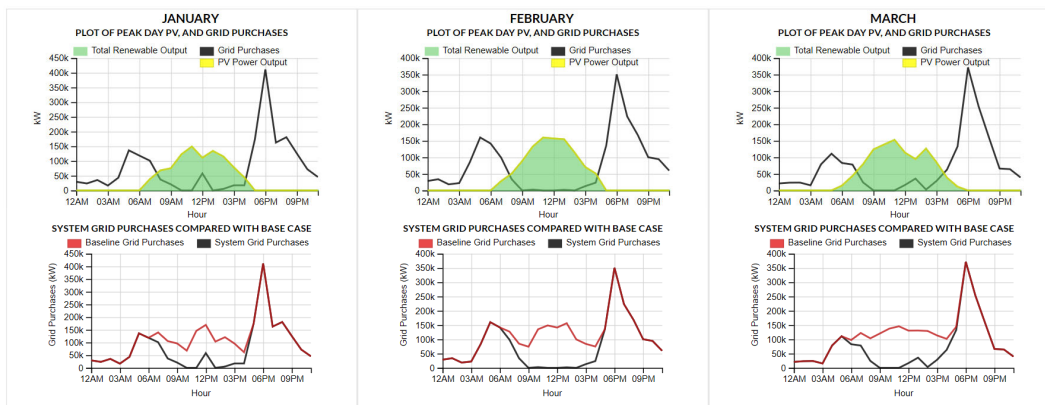


Figure S1. Monthly plots of peak day grid purchases compared for the base case (System 2) during January-March.

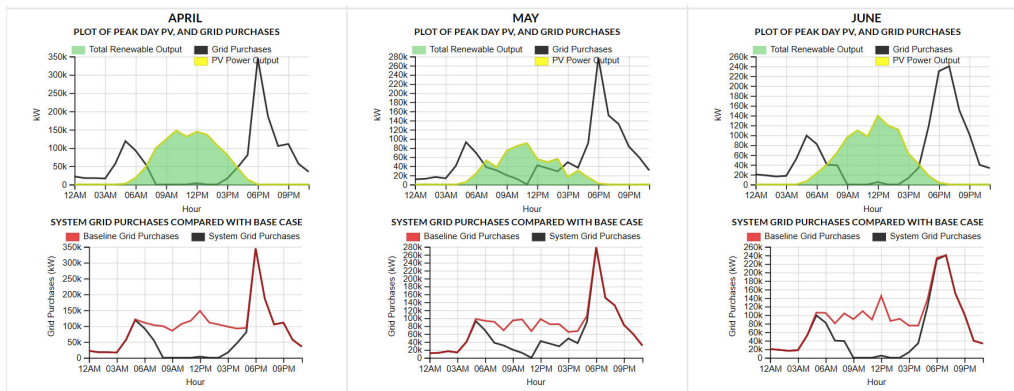


Figure S2. Monthly plots of peak day grid purchases for the base case (System 2) during April-June.

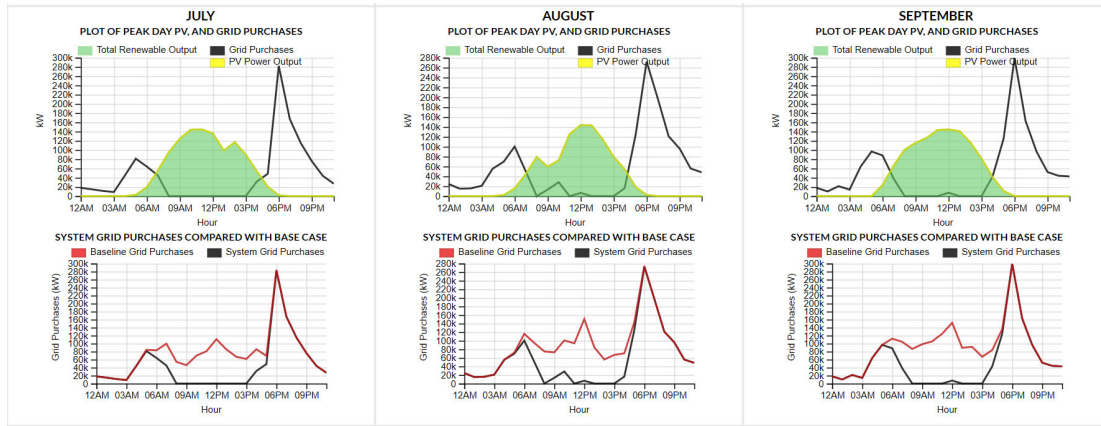


Figure S3. Monthly plots of peak day grid purchases for the base case (System 2) during July-September.

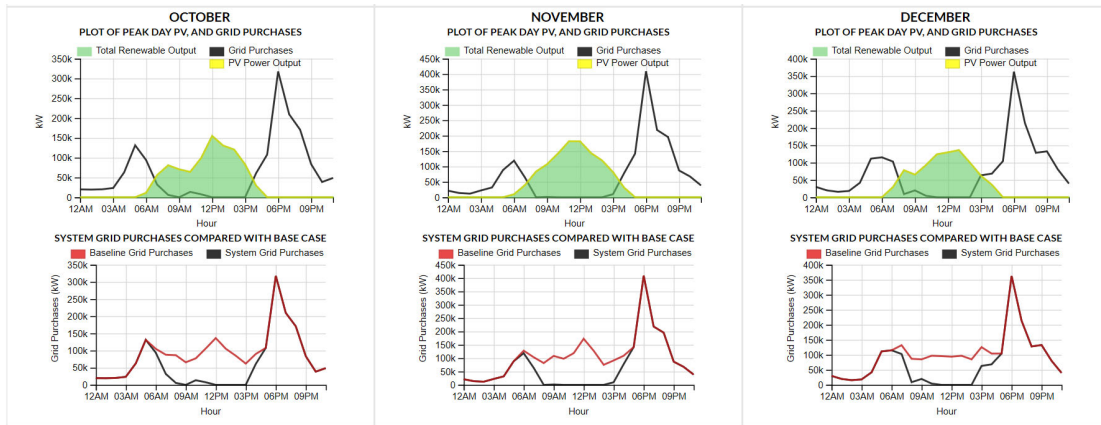


Figure S4. Monthly plots of peak day grid purchases for the base case (System 2) during October-December.