



This is an English translation from the original questionnaire in Japanese. The purpose is to make it accessible to the readers, and it is not intended to be applied in an actual survey.





Attitude Survey of Social Participation and the Body

—Developing a Method of Scoring “Difficulties in
Participation”—

(Name)

(Affiliation)

(E-mail address)



The survey above is now being carried out on the NTTCom research monitors. Please understand the objective of the survey and answer the questions.

Our life is based on participation in society. However, it is said that social participation becomes difficult when bodily conditions are changed by injuries and illnesses. If so, how difficult would social participation become with various bodily conditions? This survey tries to “score” the difficulties in participation. Its result will be made public in an article or conference presentation.

The survey is anonymous. All data are statistically processed without specifying individuals. Complete privacy is ensured, and your answer will only be used for the purpose of this survey.

Whether you answer or not is at your will. There will be no disadvantage when you choose not to answer. People who answer the survey will get fixed points from NTTCom Research.

Please send an e-mail if you have any question about the survey.

Your cooperation would be appreciated.

Q 1 Below is a list of physical and mental conditions. Some might negatively affect one's social life such as work, school life, marriage, housework, and childcare. In your view, to what extent does each condition impact one's social life? To make sure, please choose "Not adverse at all" (1) in the first row.

		Not adverse at all	←	→	Extremely adverse	
XCHECK	Choose "Not adverse at all"	1	2	3	4	5 6
XBLIND	Unable to see	1	2	3	4	5 6
XONEEYE	Blind in one eye	1	2	3	4	5 6
XDEAF	Unable to hear	1	2	3	4	5 6
XDFBLND	Unable to see and hear	1	2	3	4	5 6
XSMELL	Unable to smell	1	2	3	4	5 6
XTASTE	Unable to taste	1	2	3	4	5 6
XCOLOR	Unable to distinguish colors	1	2	3	4	5 6
XWALK	Unable to walk	1	2	3	4	5 6
XWHLCHR	Using a wheelchair to move	1	2	3	4	5 6
XHAND	Unable to move one's hands	1	2	3	4	5 6
XSPEAK	Unable to speak	1	2	3	4	5 6

		Not adverse at all		←————→		Extremely adverse	
XRPTWD	Unable to speak fluently and repeat words	1	2	3	4	5	6
XUNDWD	Unable to understand words	1	2	3	4	5	6
XMEMNEW	Unable to memorize something new	1	2	3	4	5	6
XALCOHOL	Unable to stop drinking alcohol	1	2	3	4	5	6
XCGRT	Unable to stop smoking	1	2	3	4	5	6
XSLPDAY	Feeling sleepy in the daytime	1	2	3	4	5	6
XDEPR	Feeling depressed and feeling like doing nothing	1	2	3	4	5	6
XHALLUC	Hallucinating or having delusions	1	2	3	4	5	6
XFEARP	Afraid of meeting others	1	2	3	4	5	6
XLITTLE	Extremely small in size	1	2	3	4	5	6
XOWGHT	Very overweight	1	2	3	4	5	6
XTHIN	Very thin	1	2	3	4	5	6
XBTHMK	Having a birthmark on the face	1	2	3	4	5	6
XNOHAIR	Having no hair	1	2	3	4	5	6

		Not adverse at all			←	→	Extremely adverse	
XPAIN	Always feeling pain somewhere in the body	1	2	3	4	5	6	
XLBPAIN	Unable to keep sitting due to lower-back pain	1	2	3	4	5	6	
XFATIGUE	Getting tired extremely easily	1	2	3	4	5	6	
XSHRFL	Totally unable to understand other's feelings	1	2	3	4	5	6	
XHYPA	Unable to stay still	1	2	3	4	5	6	
XREAD	Unable to read letters, though able to see them	1	2	3	4	5	6	

The following questions briefly ask about you.

GD, AG Q 2 What is your sex and age?

1. Male 2. Female Age: () years old

SERINJ Q 3 Have you experienced a serious injury or illness?

1. Yes 2. No

SRHLTH Q 4 How is your current health status?

Good

1. 2. 3. 4. 5.

Poor

LSTSCH Q 5 What is the school you have last completed?

If you have completed a vocational school, please choose the school before that.

(Postwar schools)	(Prewar schools)
1. Junior high school	7. Elementary school
2. High school	8. Higher elementary school
3. Technical college	9. Junior high school, girl's high school
4. Junior college	10. Trade school
5. University	11. Normal school
6. Graduate school	12. High school, technical school, higher normal school
	13. University, graduate school
	14. Don't know

HHINC Q 6 How much was your family income before taxation last year including your family members'? Please include all sources of income, e.g. dividends, pensions, profits from real estate etc.

1. Less than ¥2 million
2. ¥2 million to less than ¥4 million
3. ¥4 million to less than ¥6 million
4. ¥6 million to less than ¥8 million
5. ¥8 million to less than ¥10 million
6. ¥10 million to less than ¥12 million
7. ¥12 million to less than ¥14 million
8. ¥14 million and more
9. Don't know
10. Don't want to answer

Thank you for your cooperation.