

Article

Triads and Rogue Events for Internal Waves in Stratified Fluids with a Constant Buoyancy Frequency

Qing Pan, Hui-Min Yin *  and Kwok W. ChowDepartment of Mechanical Engineering, University of Hong Kong, Pok Fu Lam, Hong Kong;
upanqing@connect.hku.hk (Q.P.); kwchow@hku.hk (K.W.C.)

* Correspondence: hmy63110@hku.hk; Fax: +852-2858-5415

Abstract: Internal waves in a stratified fluid with a constant buoyancy frequency were studied, with special attention given to rogue modes, extreme waves, dynamical evolution, and Fermi–Pasta–Ulam–Tsingou type recurrence phenomena. Rogue waves for triads in a general physical setting have recently been derived analytically, but the implications in a fluid mechanics context have not yet been fully assessed. Numerical simulations were conducted for cases of coupled triads where the common member is a *daughter* wave mode. In sharp contrast with previous studies, rogue modes instead of plane waves were used as the initial condition. Furthermore, spatial dependence was incorporated. Rogue or extreme waves in one set of triads provided a possible mechanism for significant energy transfer among modes of the internal wave spectrum, in addition to the other known theories, e.g., weak turbulence. Remarkably, Fermi–Pasta–Ulam–Tsingou recurrence types of growth and decay cycles arose, similar to those observed for surface gravity wave groups governed by the cubic nonlinear Schrödinger equation. These mechanisms will enhance our understanding of transport processes in oceans.



Citation: Pan, Q.; Yin, H.-M.; Chow, K.W. Triads and Rogue Events for Internal Waves in Stratified Fluids with a Constant Buoyancy Frequency. *J. Mar. Sci. Eng.* **2021**, *9*, 577. <https://doi.org/10.3390/jmse9060577>

Academic Editors: Sonia Ponce de Leon, Takuji Waseda, Ian Young, Alfred Osborne and Majid Mohammadian

Received: 24 April 2021
Accepted: 23 May 2021
Published: 26 May 2021

Publisher's Note: MDPI stays neutral with regard to jurisdictional claims in published maps and institutional affiliations.



Copyright: © 2021 by the authors. Licensee MDPI, Basel, Switzerland. This article is an open access article distributed under the terms and conditions of the Creative Commons Attribution (CC BY) license (<https://creativecommons.org/licenses/by/4.0/>).

Keywords: coupled triads; rogue waves; energy transfer

1. Introduction

Wave interactions are ubiquitous phenomena in the physical world, and constitute important mechanisms of energy transfer and for conveying information. Triad resonance, also commonly named three-wave resonance, can occur when special constraints in wave numbers and angular frequencies are satisfied. Pioneering studies of such interactions in hydrodynamic waves started in the 1960s [1,2]. Triad resonance cannot exist for inviscid gravity waves. However, three capillary-gravity wave trains may interact resonantly, which can be readily illustrated by graphical constructions on the dispersion curves [3]. For a two-layer fluid with a free surface and an interface, resonance exists among surface gravity waves and interfacial waves [4,5].

Triad resonances consisting entirely of internal waves of stratified fluids have been investigated from different perspectives in the literature. The stabilities of one isolated triad and two coupled triads were analyzed in a uniformly stratified shear flow [6,7]. In physical oceanography, triad resonance has also been suggested as a possible mechanism for internal wave dissipation [8,9]. More precisely, the cascade of energy from large scale internal tides to small scale motions is related to the occurrence of parametric subharmonic instability (PSI), in which the energy of the high-frequency wave, further called the *parent* wave, is transferred to two sibling waves with a lower frequency [10–12]. Work on this topic has been extended by incorporating the effect of mean flow, rotation, and factors of particular relevance in a geophysical fluid dynamics context [12,13].

Coupled triads in the context of general physics have been investigated theoretically from different viewpoints. For a cluster formed by two pairs of triads with one common member, the various combinations of the phase angles of the participating modes can affect the evolution of the dynamics dramatically [14]. From a practical perspective, these

coupled triads can exist in continuously stratified fluids. The evolution equations can be derived, and the dependence of the interaction coefficients on the precise fluid properties can be demonstrated explicitly. Furthermore, coupling can enhance the growth rates of the instabilities compared to those exhibited by an isolated triad [7].

Rogue waves are unexpectedly large displacements from an otherwise tranquil sea surface and have captured the attention of sailors and scientists for over a century [15,16]. Although rogue waves on the sea surface have been studied intensively, surprisingly, large motions in the interior of the oceans associated with internal waves have not been thoroughly considered. The Gardner equation, basically an extended Korteweg-de Vries with both quadratic and cubic nonlinearities, has been applied as an analytical model in long wave regimes for transient, large amplitude displacements [17–19].

On the other hand, triad resonance also occurs in many other physical contexts, e.g., optics and plasma physics. Rogue wave solutions have been derived in a general mathematical physics setting for an isolated triad recently [20]. However, the fluid dynamic significance still remains to be examined. We intended to scrutinize the relevance of rogue events in internal waves, the numerical robustness of triad rogue modes, as well as the connection with the classical problem of Fermi–Pasta–Ulam–Tsingou recurrence (FPUT) [21,22]. FPUT refers to the property or a tendency of a multi-mode nonlinear system to return to the initial states after complex stages of evolution. This recurrence has been confirmed both experimentally and computationally for slowly varying, narrow banded surface gravity wave trains governed by the nonlinear Schrödinger equation [23]. Our contribution is to also demonstrate this FPUT phenomenon for these coupled triad resonance systems.

The outline of our presentation is as follows. The evolution equations are derived by multiple-scale perturbation theory (Section 2 and Appendix A). The detailed expressions of the interaction coefficients are then related to the density profile and buoyancy frequency. Numerical simulations for coupled triads with the common member being the low-frequency wave, further called a *daughter* wave, are performed to investigate the energy flow among all five components. Further remarks on naming triads and participating waves via this *parent/daughter* scheme are made in Section 2. Different combinations of plane waves and rogue modes as initial conditions are utilized, and the occurrence of FPUT is observed to be quite universal (Sections 3 and 4). Finally, conclusions are drawn (Section 5).

2. Formulation of the Triad Resonance

The governing principles of motion involving mass and momentum of an inviscid, incompressible, continuously stratified fluid are

$$\begin{aligned} u_x + v_y &= 0, \quad \rho_t + u\rho_x + v\rho_y = 0, \\ \rho(u_t + uu_x + vv_y) &= -p_x, \quad \rho(v_t + uv_x + vv_y) = -p_y - \rho g, \end{aligned} \quad (1)$$

where u, v are the velocity components in the x, y directions, g is the gravitational acceleration, and ρ and p are the density and pressure, respectively. ‘Non-dimensionalization’ is performed using a typical wavelength, a reference velocity (typically square root of the product of gravity and length scale), (length scale)/(reference velocity) as benchmarks for length, velocity, and time, respectively. The effective gravity is then unity. The reference length scale is one relevant to internal waves of one to a few kilometer(s).

Multiple-scale perturbation theory is applied to elucidate the interplay of dispersive and nonlinear effects of slowly varying wave trains. The horizontal velocity (u) of this five-wave system is expanded as

$$u = \varepsilon \sum_m u_1^{(m)} E^{(m)} + \varepsilon^2 \sum_m u_2^{(m)} E^{(m)}, \quad E^{(m)} = \exp(i(k_m x - \omega_m t)), \quad m = 1, 2, 3, 4, 5, \quad (2)$$

where ε stands for the small-amplitude parameter (typically wave amplitude divided by depth). Similar expansion schemes are applied to the vertical velocity, density, and pressure.

By substituting Equation (2) into the governing Equation (1) and adopting the Boussinesq approximation, the linearized version of motion is described by the Taylor–Goldstein equation,

$$\frac{d^2\psi}{dy^2} - k^2\psi + \frac{N^2}{c^2}\psi = 0, \quad (3)$$

where ψ represents a measure of the vertical velocity structure. The quantity N^2 is the square of the buoyancy frequency for the background density profile ($\bar{\rho} = \bar{\rho}(y)$) defined by:

$$N^2 = -\frac{g}{\bar{\rho}} \frac{d\bar{\rho}(y)}{dy}. \quad (4)$$

The effective gravity is actually unity, but it is still kept in Equation (4) to conform with the usual forms. The corresponding fluid dynamics quantities of velocities and densities of $O(\varepsilon)$ are:

$$v_1^{(m)} = S_m \psi_m(y), \quad u_1^{(m)} = \frac{iS_m}{k_m} [\psi_m(y)]_y, \quad \rho_1^{(m)} = i[\bar{\rho}(y)]_y \frac{S_m \psi_m(y)}{-k_m c_m}, \quad S_m = S_m(x_1, t_1), \quad (5)$$

where $x_1 = \varepsilon x$, $t_1 = \varepsilon t$ are the slow space and time variables, and S_m is the slowly varying amplitude of the wave packet.

A remark on the definition of *parent* and *daughter* modes is in order. We first define the resonance condition as $E^{(n)}$ as given in Equation (2)

$$E^{(4)} = E^{(5)} + E^{(2)}, \quad E^{(3)} = E^{(5)} + E^{(1)}. \quad (6)$$

Consider coupled triads with one set involving modes $m = 1, 3, 5$, and the other set involving modes $m = 2, 4, 5$. Modes 1, 2, 5 will be *daughter* waves, with mode 5 being the common *daughter* wave. Modes 3 and 4 are *parent* waves. Alternative schemes on naming the participating modes exist in the literature. Early studies on the stability criteria for 3-wave and 4-wave interactions started in the 1960s [24]. This *mother–daughter* terminology is used frequently in the field of plasma physics. A different and more illuminating scheme is to adopt the names of *active* (for *parent* wave) and *passive* (for *daughter* wave) to characterize the dynamical properties of associations with clusters of triads. This terminology was first introduced for the cluster dynamics of planetary waves [25], with the advantage of enhancing the qualitative description of interaction scenarios. A cluster of two triads connected by a common member may be named a ‘butterfly’. The situation described by Equation (6), where the common member is a *passive* mode in both triads, can be termed a ‘PP-butterfly’.

By employing the resonance conditions and the Fredholm alternative theorem, the evolution equations in the slow scales, x_1 , t_1 are derived:

$$\begin{aligned} \frac{\partial S_1}{\partial t_1} + c_{g1} \frac{\partial S_1}{\partial x_1} &= \gamma_1 S_3 S_5^*, & \frac{\partial S_3}{\partial t_1} + c_{g3} \frac{\partial S_3}{\partial x_1} &= \gamma_3 S_1 S_5, \\ \frac{\partial S_2}{\partial t_1} + c_{g2} \frac{\partial S_2}{\partial x_1} &= \gamma_2 S_4 S_5^*, & \frac{\partial S_4}{\partial t_1} + c_{g4} \frac{\partial S_4}{\partial x_1} &= \gamma_4 S_2 S_5, \\ \frac{\partial S_5}{\partial t_1} + c_{g5} \frac{\partial S_5}{\partial x_1} &= \gamma_{5a} S_3 S_1^* + \gamma_{5b} S_4 S_2^*, \end{aligned} \quad (7)$$

where c_{gm} is the group velocity of the m -th mode. The interaction coefficients γ_m can be computed by the lengthy formulations given in the Appendix A.

For waves propagating in a uniformly stratified fluid ($N = N_0$, a constant), which is confined in a rigid-wall channel of depth H , the eigenfunctions ψ will take the form of

$$\psi(y) = \sin\left(\frac{m\pi y}{H}\right), \quad \psi(0) = \psi(H) = 0. \quad (8)$$

Equations (3) and (8) generate the dispersion relation as

$$\omega^2 = \frac{k^2 N_0^2}{k^2 + m^2 \pi^2 / H^2}, \quad m = \text{mode number}, \quad (9)$$

and there are mathematically infinitely many internal modes satisfying the Taylor–Goldstein equation. The mode number is defined by the integer m , which determines the vertical velocity and the eigenfunction profile. Here we construct coupled triads graphically through dispersion curves, as illustrated in the diagram below (Figure 1).

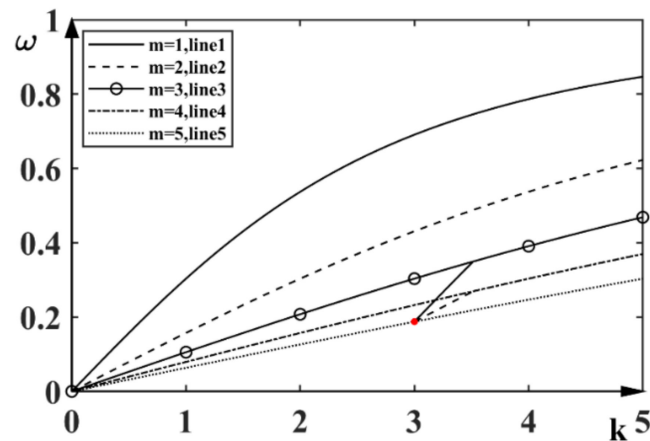


Figure 1. Schematic diagram of coupled triads with all five participating waves traveling in the same direction. A solid dot on the $m = 5$ branch represents the common member, with modes 1, 3, and 5 forming one triad and modes 2, 4, and 5 the other triad. As an illustrative example, the numerical values of the corresponding wave numbers and wave frequencies are: $(k_1 = 0.5153, \omega_1 = 0.1619)$, $(k_2 = 0.5160, \omega_2 = 0.0819)$, $(k_3 = 3.5153, \omega_3 = 0.3495)$, $(k_4 = 3.5160, \omega_4 = 0.2694)$, $(k_5 = 3, \omega_5 = 0.1876)$.

The wave number k is defined as usual by the number of waves in a length of 2π . However, as the reference length scale is a wavelength of, for example, 1 km of the internal wave, the actual wavelength for $k = 3$ will be $(2\pi/3)$ (1 km). The angular frequency ω , as shown in Figure 1, is ‘non-dimensionalized’ by the buoyancy frequency defined from Equation (4). For a typical ocean, this frequency will be of an order of magnitude of around 0.001 to 0.01 s^{-1} .

To investigate the dependence of the interaction coefficients on the channel depth H , we compute the numerical values of a sequence of coupled triads with the common *daughter* member fixed. The magnitude of the interaction coefficients may change substantially with depth H , but the variations tend to level off for the limits of small and large values of H , as illustrated in Figure 2. Compared with the situation of coupled triads with the common member being a *parent* wave (or *active* mode) in the literature, the signs of the interaction coefficients are similar [7]. More precisely, two *daughter* waves (or *passive* modes) are always of the same sign in one isolated triad, while the sign of the *parent* wave (or *active* mode) is opposite. Whether the common member is a *daughter* or a *parent* wave (*passive* or *active* mode) will not affect the sign patterns in the coupled triad. However, the magnitude of the interaction coefficients will affect the rate of energy transfer drastically. These scenarios are elucidated in the numerical simulations in subsequent sections.

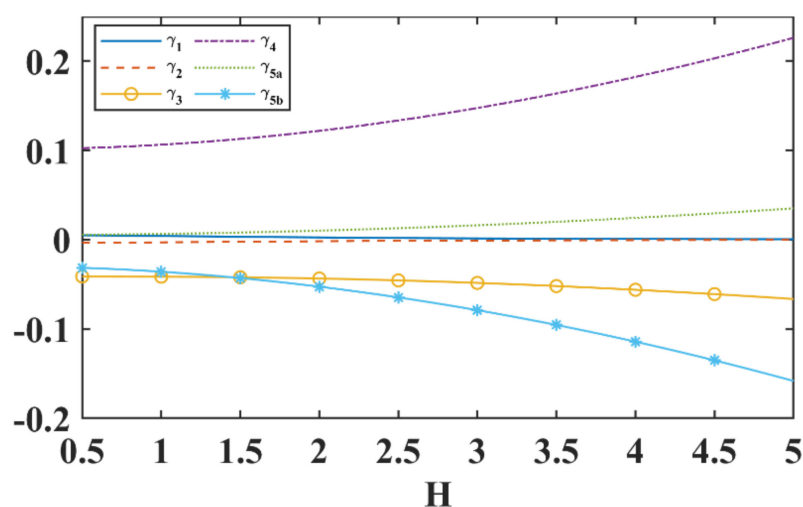


Figure 2. Variation of the interaction coefficients with the channel depth H.

Here the water depth H has been nondimensionalized by a reference length scale (which is a wavelength with an internal wave of 1 km). Hence H = 2 will correspond to an ocean depth of 2 km.

3. Numerical Simulations of Energy Transfer in Coupled Triads

Computational and experimental investigations on recurrence phenomena in water waves started in the 1970s. For surface gravity wave packets governed by the nonlinear Schrödinger equation (NLS), disturbances and perturbed modes grow initially for sufficiently deep water due to the Benjamin–Feir (or modulation) instability. Energy does not ‘thermalize’ and the system goes back to the initial states, with the precise character depending on the number of harmonics present initially [23].

In fact, a similar scenario occurs for the resonance between long and short waves, where the evolution of a slightly modulated short wave exhibits recurrence and chaotic motions [26]. A similar picture has recently arisen in optical physics. Wave pulses in an optical fiber are still governed by a NLS. The difference is that the propagation variable is now the distance along the fiber, and the transverse variable is the retarded time. Numerical simulations with the initial condition being the fundamental frequency or the fundamental frequency plus the second harmonic also demonstrate a FPUT type behavior [27]. Experimentally, four FPUT cycles were observed for wave pulses governed by the nonlinear Schrödinger equation in an ultra-low loss optical fiber [28].

To enhance the physical insight into the energy exchange among members of the coupled triads, numerical simulations were also conducted by split-step method for the present triad systems. For each triad within this coupled pair setting, the initial condition is assigned to be either a rogue wave (RW) or plane wave (PW) configuration. Hence there are four possible initial states to be considered, i.e., (RW, RW), (PW, RW), (RW, PW), and (PW, PW). The energy flows and exchanges among the five wave components through the common member can then be elucidated.

For a normalized isolated triad, e.g.,

$$S_2 = S_4 = 0, S_1 = \frac{A_1}{\sqrt{|\gamma_3||\gamma_{5a}|}}, S_3 = \frac{A_2}{\sqrt{|\gamma_1||\gamma_{5a}|}}, S_5 = \frac{A_3}{\sqrt{|\gamma_1||\gamma_3|}}, \quad (10)$$

the normalized evolution equations take the form of

$$\begin{aligned}\frac{\partial A_1}{\partial t_1} + c_{g1} \frac{\partial A_1}{\partial x_1} &= A_2 A_3^*, \\ \frac{\partial A_2}{\partial t_1} + c_{g2} \frac{\partial A_2}{\partial x_1} &= -A_1 A_3, \\ \frac{\partial A_3}{\partial t_1} + c_{g3} \frac{\partial A_3}{\partial x_1} &= A_2 A_1^*,\end{aligned}\quad (11)$$

the rogue wave solution has been established in the literature as [20]

$$\begin{aligned}A_1 &= 2q\delta_1 \left[1 + \frac{3\sqrt{3}u_0^* \theta^* u_1}{|u_0|^2 + |u_1|^2 + |u_2|^2} \right] \exp[i(K_1 x_1 + q t_1)], \\ A_2 &= 2q\delta_2 \left[1 + \frac{3\sqrt{3}u_0^* \theta u_2}{|u_0|^2 + |u_1|^2 + |u_2|^2} \right] \exp[i(K_2 x_1 - q t_1)], \\ A_3 &= 2iq\delta_3 \left[1 + \frac{3\sqrt{3}u_1^* \theta^* u_2}{|u_0|^2 + |u_1|^2 + |u_2|^2} \right] \exp[i(K_2 - K_1)x_1 - 2iq t_1],\end{aligned}\quad (12)$$

with the parameters given in Appendix B.

The plane wave solutions of the coupled triads (Equation (7)) take the form of

$$\begin{aligned}S_{1,p}(x_1, t_1) &= \rho_1 \exp[i(a_1 x_1 - b_1 t_1)], \\ S_{2,p}(x_1, t_1) &= \rho_2 \exp[i(a_2 x_1 - b_2 t_1)], \\ S_{3,p}(x_1, t_1) &= \rho_3 \exp[i(a_3 x_1 - b_3 t_1)], \\ S_{4,p}(x_1, t_1) &= \rho_4 \exp[i(a_4 x_1 - b_4 t_1)], \\ S_{5,p}(x_1, t_1) &= i\rho_5 \exp[i(a_5 x_1 - b_5 t_1)],\end{aligned}\quad (13)$$

with the parameters given in Appendix C.

3.1. Components (3, 5, 1) being the Rogue Waves, and Modes 2 and 4 being the Plane Waves

We first study the case where one triad, e.g., (3, 5, 1) (Equation (6)), exhibits rogue modes, while members of the other triad, e.g., (4, 5, 2), i.e., mode 4 and mode 2, are in plane wave configurations (mode 5 is the common member of the two triads). The initial conditions for the coupled triads are then expressed analytically as

$$\begin{aligned}S_1(x_1, t_1) &= A_1(x_1, t_1), \quad S_3(x_1, t_1) = A_2(x_1, t_1), \quad S_5(x_1, t_1) = A_3(x_1, t_1), \\ S_2(x_1, t_1) &= S_{2,p}(x_1, t_1), \quad S_4(x_1, t_1) = S_{4,p}(x_1, t_1).\end{aligned}\quad (14)$$

Numerical simulations were performed according to standard split-step schemes (Figure 3). Comparisons of the maximum displacements of the wave profiles between the analytical approach and numerical results are displayed (Table 1).

Table 1. Maxima of numerical and analytical results with a starting time of $t_{1,0} = -3$. (Amplitude S_n as solutions of Equation (7)).

Components	Numerical Amplitude	Analytical Amplitude
S_1	1.7730	2.8284
S_3	2.2225	4
S_5	1.6093	2.8284
S_2	1.3844	1
S_4	1.5193	1

The magnitude of the wave envelopes, $|S_k|$ ($k = 1, 2, 3, 4, 5$) display periodic growth and decay cycles, which constitute the hallmark of FPUT. This is triggered by the rogue waves of the (3, 5, 1) triad (Figure 3a–e)). The evolution of mode 3 ($|S_3|$) is especially remarkable, as it combines both the features of FPUT and a rogue wave. To a certain extent, this pattern also appears in $|S_1|$. The periodic energy transfer among the various modes can be vividly observed (Figure 3a–e) and Table 1). Maxima of some $|S_k|$ profiles correspond to minima of the other triad modes (Figure 3f). For this particular example, $|S_3|$ and $|S_5|$ are roughly in phase, with wave profiles increasing and decreasing at the same time. The other member of the (3, 5, 1) triad, $|S_1|$, is out of phase. The analytical reason comes from the signs of the interaction coefficients, namely, $\gamma_1 < 0$, $\gamma_3 = \gamma_{5a} > 0$. More precisely, when $|S_3|$ and $|S_5|$ reach the maximum (minimum), $|S_1|$ attains the minimum (maximum), a clear demonstration of energy exchange for these triads. Furthermore, $|S_2|$ and $|S_4|$, members of the other triad excited due to coupling, also exchange energy among themselves. Indeed energy transfer occurs among $|S_1|$, $|S_3|$, $|S_5|$, $|S_2|$, and $|S_4|$. This is especially clear for $t_1 > 10$ for the present choice of parameters. We observe that energy of $|S_1|$ and $|S_4|$ is transferred to $|S_5|$ and $|S_2|$. This decrease in energy of $|S_1|$ is again due to the sign of the interaction coefficient, $\gamma_1 < 0$.

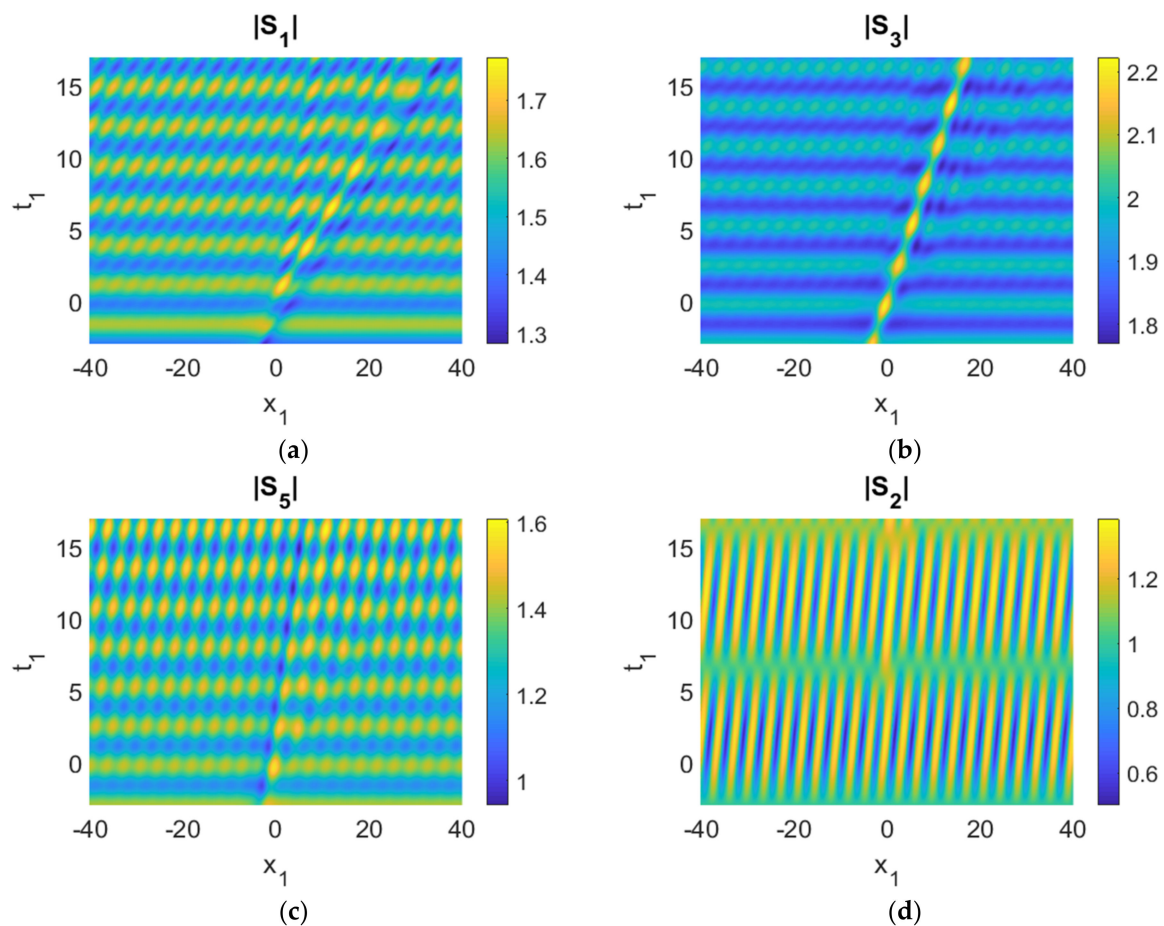


Figure 3. Cont.

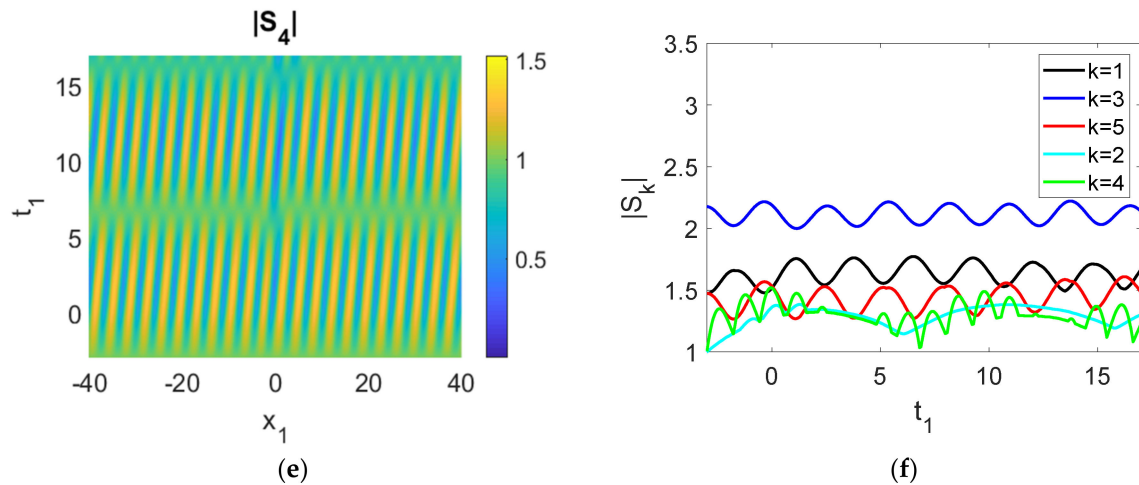


Figure 3. (a–e) Evolution of the five wave components; (f) time history of the moduli of the envelopes, $|S_k|$. Parameters used were $c_{g1} = 2$, $c_{g3} = 1$, $c_{g5} = 0.5$, $c_{g2} = 0.1$, $c_{g4} = 0.1$, $\gamma_1 = -0.1$, $\gamma_3 = 0.1$, $\gamma_{5a} = 0.1$, $\gamma_2 = -0.1$, $\gamma_4 = 0.1$, $\gamma_{5b} = -0.01$, $r_1 = 1$, $r_2 = 1$, $r_3 = 0$, $q = 1$, $a_2 = 1$, $\rho_1 = \rho_2 = \rho_3 = \rho_4 = \rho_5 = 1$.

To clarify the energy transfer mechanisms among modes of the (3, 5, 1) and (4, 5, 2) triads, control experiments were conducted with some interaction coefficients set to be zero:

- On setting the coefficients γ_2 , γ_4 and γ_{5b} to be 0, energy only flows among members of the isolated triad (3, 5, 1). The other modes S_2 and S_4 just oscillate independently, as they are governed by the evolution equations

$$\frac{\partial S_2}{\partial t_1} + c_{g2} \frac{\partial S_2}{\partial x_1} = 0; \quad \frac{\partial S_4}{\partial t_1} + c_{g4} \frac{\partial S_4}{\partial x_1} = 0. \quad (15)$$

On examining Figures 3 and 4, one can observe that energy transfer not only exists among $|S_1|$, $|S_3|$, $|S_5|$ ($|S_1|$ and $|S_3| \rightarrow |S_5|$), but can also flow from triad (3, 5, 1) to triad (4, 5, 2) via the common member.

- On the other hand, one can also set the parameters γ_1 , γ_3 , and γ_{5a} to be zero (Figure 5), but maintain nonzero interaction coefficients in the other triad. Simulations can also be conducted. Qualitatively similar conclusions can be drawn, i.e., a rogue wave can trigger FPUT. Energy transfer also appears among $|S_2|$, $|S_4|$, $|S_5|$ ($|S_2|$ and $|S_4| \rightarrow |S_5|$).

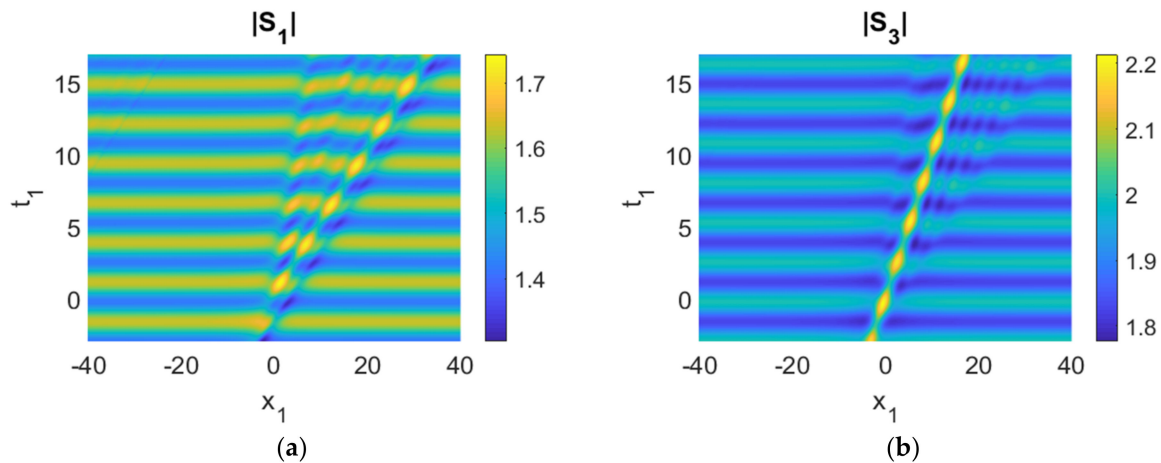


Figure 4. Cont.

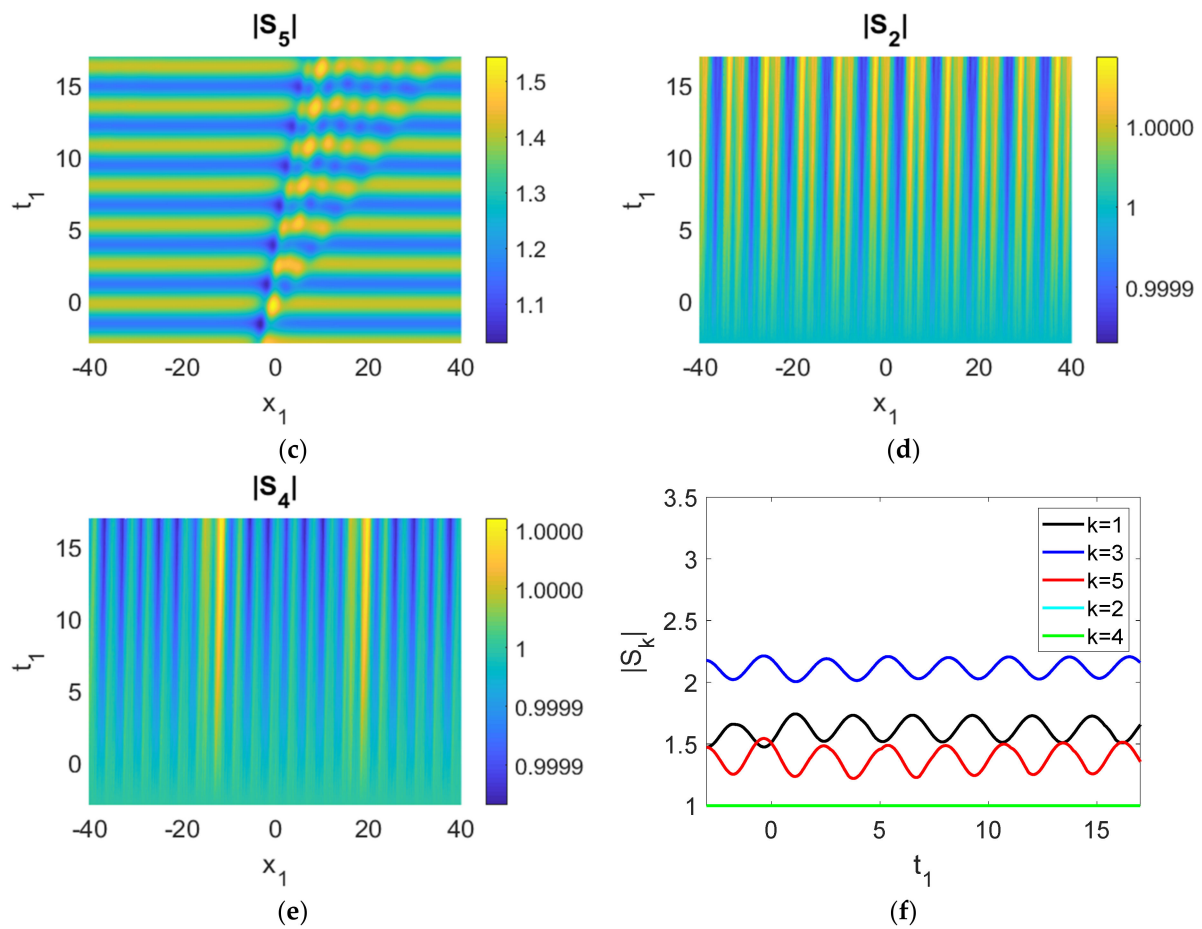


Figure 4. (a–e) Control experiment (only $|S_1|$, $|S_3|$ and $|S_5|$ oscillate, $|S_2|$, $|S_4|$ mostly unchanged); (f) time history of the moduli of the envelopes, $|S_k|$. Parameters used were $c_{g1} = 2$, $c_{g3} = 1$, $c_{g5} = 0.5$, $c_{g2} = 0.1$, $c_{g4} = 0.1$, $\gamma_1 = -0.1$, $\gamma_3 = 0.1$, $\gamma_{5a} = 0.1$, $\gamma_2 = 0$, $\gamma_4 = 0$, $\gamma_{5b} = 0$, $r_1 = 1$, $r_2 = 1$, $r_3 = 0$, $q = 1$, $a_2 = 1$, $\rho_1 = \rho_2 = \rho_3 = \rho_4 = \rho_5 = 1$.

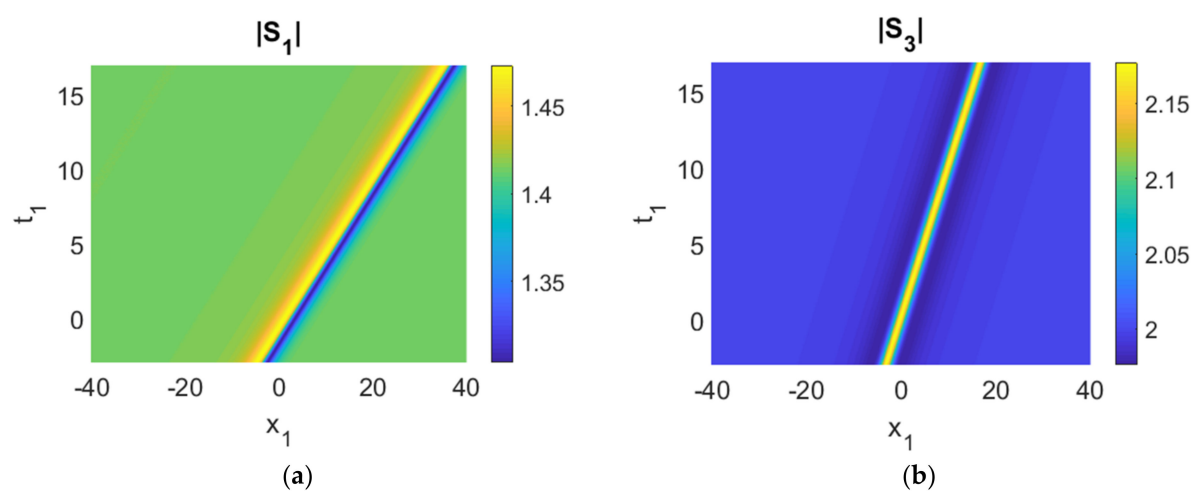


Figure 5. Cont.

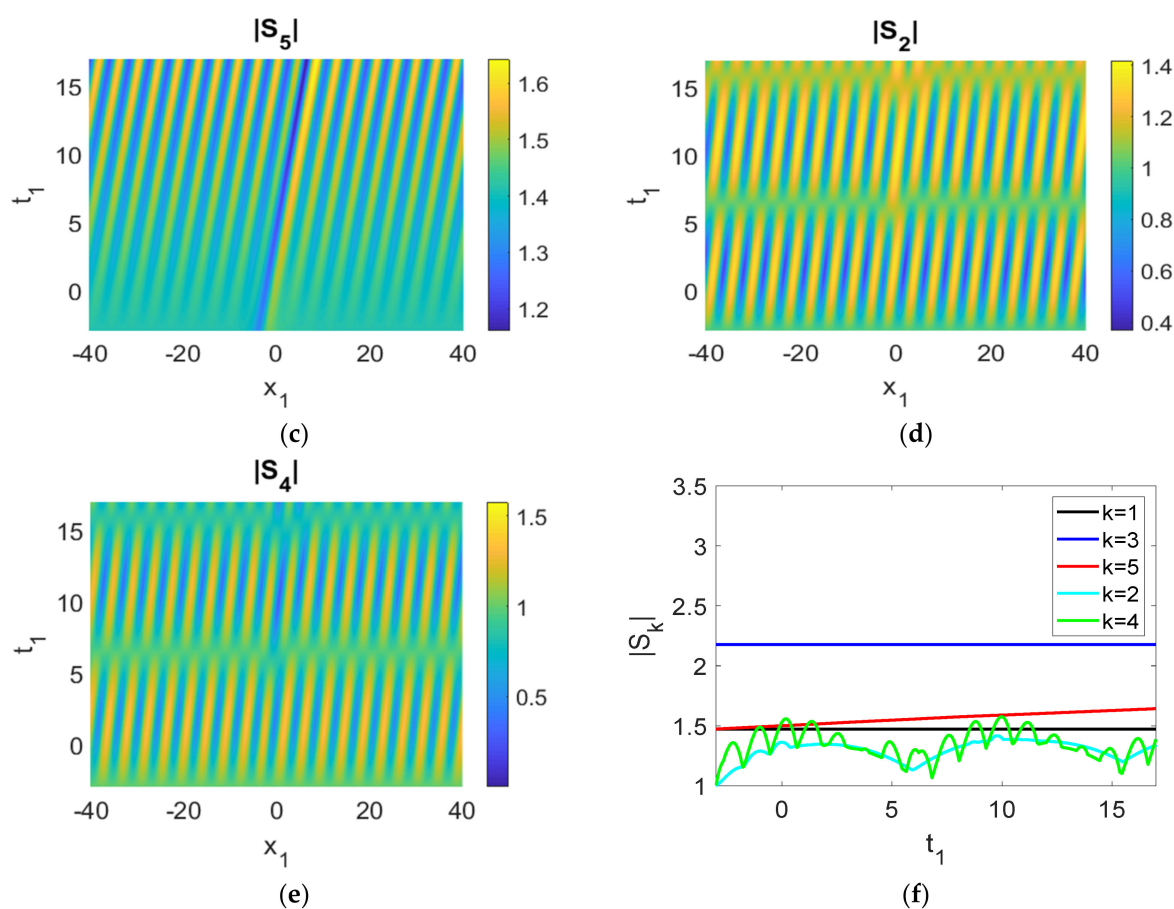


Figure 5. (a–e) Control experiment (only $|S_2|$, $|S_4|$ and $|S_5|$ oscillate, $|S_1|$, $|S_3|$ move as plane wave); (f) time history of the moduli of the envelopes, $|S_k|$. Parameters used were $c_{g1} = 2$, $c_{g3} = 1$, $c_{g5} = 0.5$, $c_{g2} = c_{g4} = 0.1$, $\gamma_1 = \gamma_3 = \gamma_{5a} = 0$, $\gamma_2 = -0.1$, $\gamma_4 = 0.1$, $\gamma_{5b} = -0.01$, $r_1 = 1$, $r_2 = 1$, $r_3 = 0$, $q = 1$, $a_2 = 1$, $\rho_1 = \rho_2 = \rho_3 = \rho_4 = \rho_5 = 1$.

3.2. Components (3, 5, 1) as Plane Waves, Modes 2, 4 as Plane Waves with Perturbations

Next we consider the scenario where all modes start with a plane wave configuration. The initial conditions for the coupled triad are

$$\begin{aligned} S_1(x_1, t_1) &= S_{1,p}(x_1, t_1), \quad S_3(x_1, t_1) = S_{3,p}(x_1, t_1), \quad S_5(x_1, t_1) = S_{5,p}(x_1, t_1), \\ S_2(x_1, t_1) &= S_{2,p}(x_1, t_1) + \delta \cos(x), \quad S_4(x_1, t_1) = S_{4,p}(x_1, t_1) + \delta \cos(x). \end{aligned} \quad (16)$$

A small perturbation, measured by the parameter δ , is introduced to initiate the motion. Numerical simulations with split-step schemes are conducted (Figure 6). The maximum values of the wave profiles from the numerical and analytical approaches are displayed in Table 2.

Table 2. Maxima of numerical and analytical rogue waves with time starting at $t_{1,0} = -3$.

Components	Numerical Amplitude	Analytical Amplitude
S_1	1.1060	1
S_3	1.7826	1
S_5	2.4633	1
S_2	0.6634	0.1
S_4	0.7256	0.1

Growth and decay cycles, i.e., FPUT, can still be triggered in $|S_k|$ ($k = 1, 2, 3, 4, 5$) with the initial conditions of perturbed plane waves (Equation (15)). Phenomena similar to

those of the previous section can still be observed (Figure 6), i.e., the variations of $|S_3|$ and $|S_5|$ are roughly in phase: increasing and decreasing at the same time, while $|S_1|$ is out of phase with these two modes. More precisely, when $|S_3|$ and $|S_5|$ reach the maximum (minimum), $|S_1|$ attains the minimum (maximum), as the signs of γ_1 , γ_3 , and γ_{5n} are the same as those in Figure 3. In addition, the fluctuations of the maximum amplitudes of $|S_2|$ and $|S_4|$ are very small. For a sufficiently small time ($t_1 < 5$ for parameters chosen here), energy transfer occurs between $|S_2|$ and $|S_4|$ only, arising from the small perturbations in the linear stage of modulation instability. For a larger time ($t_1 > 5$ in the present case), energy transfer occurs among $|S_1|$, $|S_3|$, $|S_5|$, $|S_2|$, and $|S_4|$ in the nonlinear stage of modulation instability. Furthermore, we note these features:

- (a) if ρ_2, ρ_4 are small, exchange and oscillations of S_1, S_3, S_5 can be maintained;
- (b) if at least one of ρ_2 or ρ_4 is order one, then the oscillations exhibited by S_1, S_3, S_5 are distorted.

Comparing Figure 6f with Figure 3f, we conclude that:

- Energy transfer can arise immediately among $|S_1|$, $|S_3|$, and $|S_5|$, with the initial conditions being rogue wave modes (Figure 3f);
- Energy transfer occurs among $|S_1|$, $|S_3|$, $|S_5|$, $|S_2|$, and $|S_4|$ in the nonlinear stage of modulation instability.

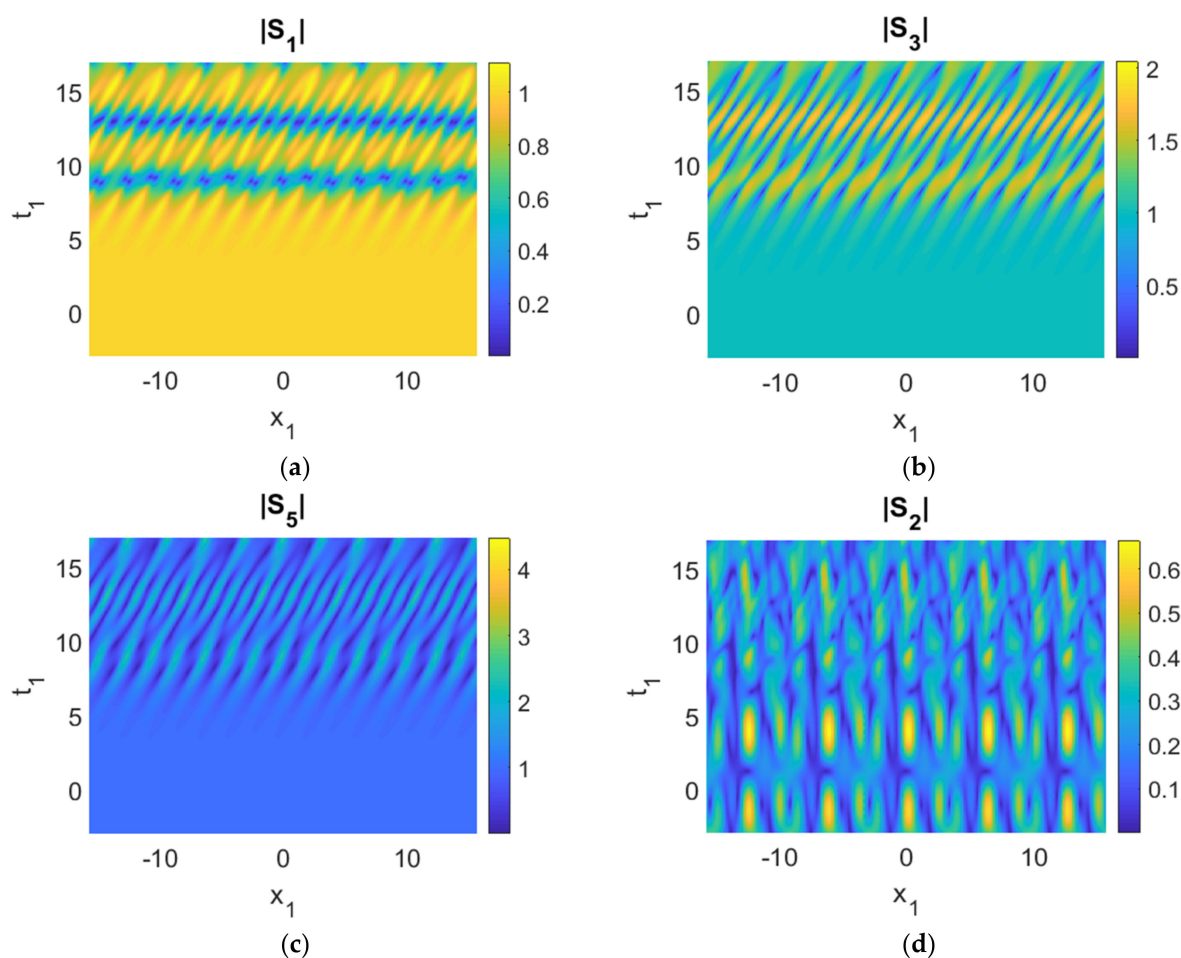


Figure 6. Cont.

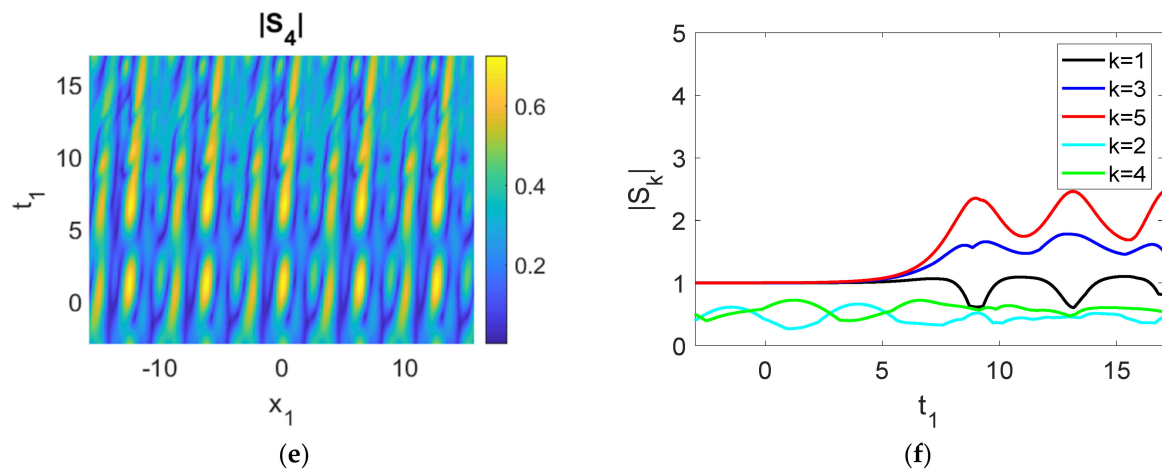


Figure 6. (a–e) The evolution of five wave components; (f) time history of the moduli of the envelopes, $|S_k|$. Parameters used were $c_{g1} = 2$, $c_{g3} = 1$, $c_{g5} = 0.5$, $c_{g2} = -0.1$, $c_{g4} = 0.1$, $\gamma_1 = 1$, $\gamma_3 = -1$, $\gamma_{5a} = -1$, $\gamma_2 = -0.5$, $\gamma_4 = 0.5$, $\gamma_{5b} = -0.01$, $a_2 = 1$, $\rho_1 = \rho_3 = \rho_5 = 1$, $\rho_2 = \rho_4 = 0.1$, $\delta = 0.4$.

To highlight the energy exchange between the (3, 5, 1) and (4, 5, 2) triads, control experiments similar to previous sections (Figure 6) were performed for comparison (Figures 7 and 8):

- We first consider the energy flow in an isolated triad (3, 5, 1) with $\gamma_2 = \gamma_4 = 0$ (Figure 7). The parameter γ_{5b} is critical for the movement of energy because $|S_2|$ and $|S_4|$ are perturbed by the noise. Comparing Figure 6 with Figure 7, the results show that the energy of perturbations flows to $|S_1|$, $|S_3|$ and $|S_5|$. Furthermore, energy transfer occurs among $|S_1|$, $|S_3|$, $|S_5|$ ($|S_1| \rightarrow |S_3|$ and $|S_5|$), as well as triads (3, 5, 1) and (4, 5, 2) ($(4, 5, 2) \rightarrow (3, 5, 1)$), simultaneously.
- Setting $\gamma_1 = \gamma_3 = \gamma_{5a} = 0$ and comparing Figure 6 with Figure 8, energy exchange can be observed between $|S_2|$ and $|S_4|$. The energy transfer among $|S_2|$, $|S_4|$, $|S_5|$ is insignificant due to the small magnitude of the parameter γ_{5b} . However, energy movement among $|S_2|$, $|S_4|$, $|S_5|$ ($|S_2|$ and $|S_4|$ to $|S_5|$) will still take place if the simulation is continued for a sufficiently long time.

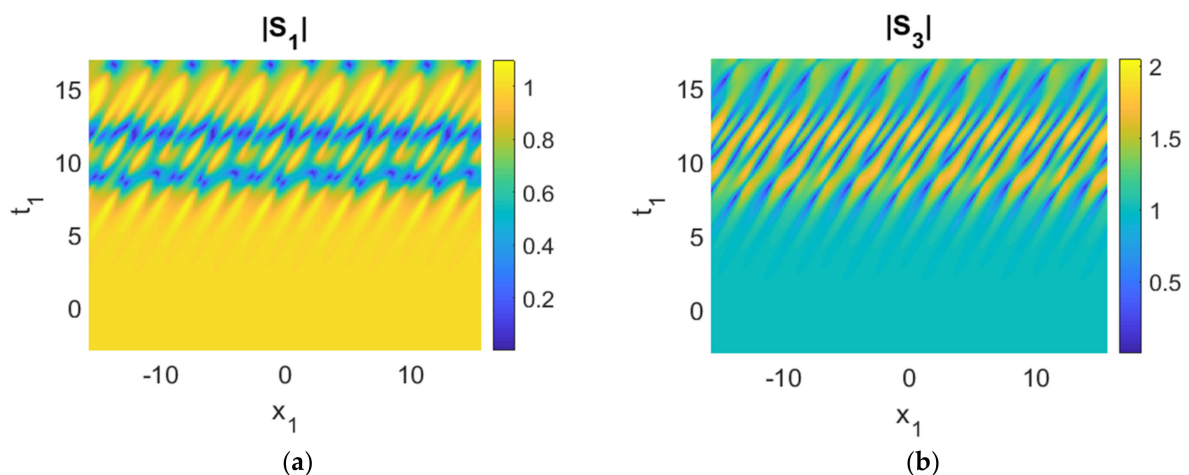


Figure 7. Cont.

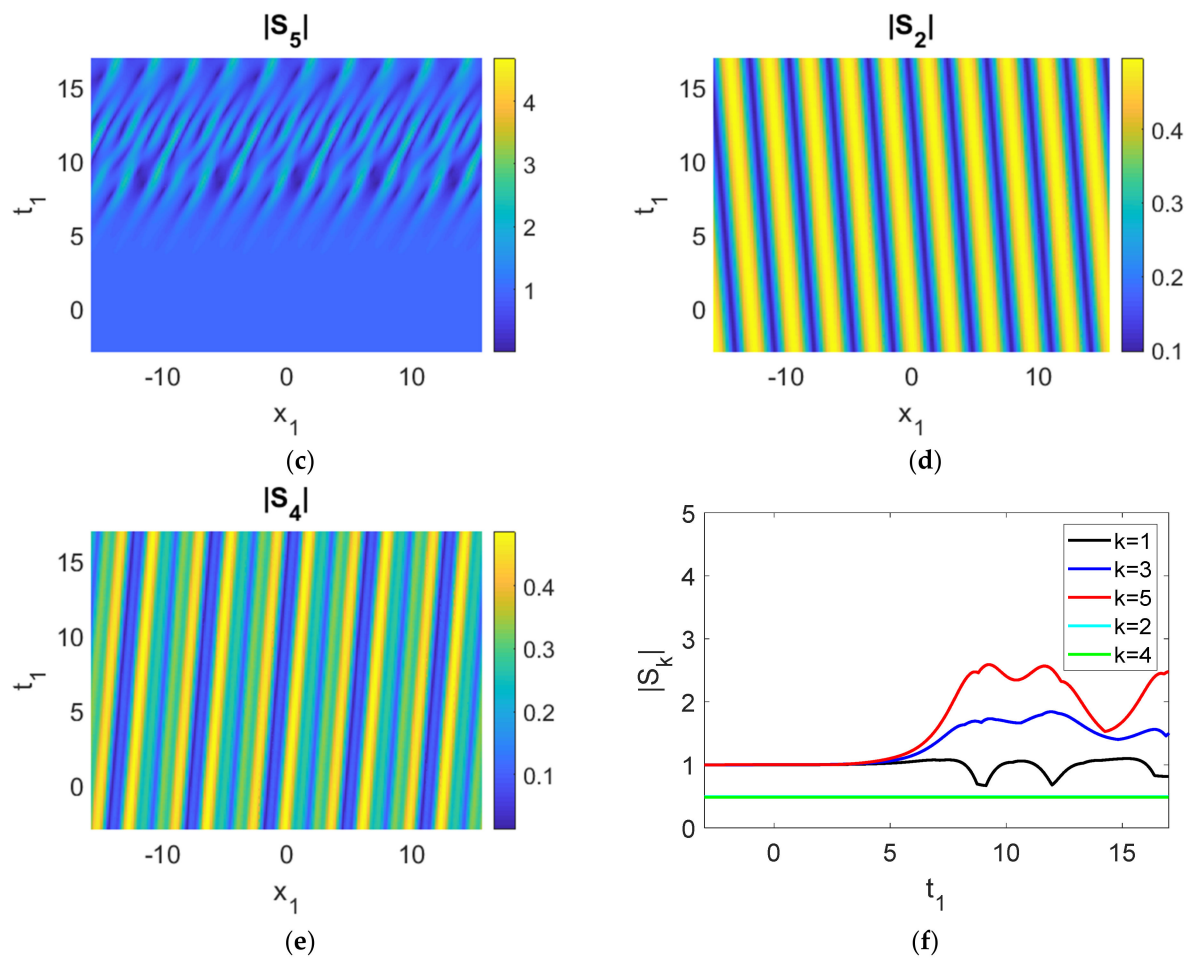


Figure 7. (a–e) Control experiment (only $|S_1|$, $|S_3|$ and $|S_5|$ oscillate, $|S_2|$, $|S_4|$ move as plane wave); (f) time history of the moduli of the envelopes, $|S_k|$. Parameters used were $c_{g1} = 2$, $c_{g3} = 1$, $c_{g5} = 0.5$, $c_{g2} = -0.1$, $c_{g4} = 0.1$, $\gamma_1 = 1$, $\gamma_3 = \gamma_{5a} = -1$, $\gamma_2 = \gamma_4 = 0$, $\gamma_{5b} = -0.01$, $a_2 = 1$, $\rho_1 = \rho_3 = \rho_5 = 1$, $\rho_2 = \rho_4 = 0.1$, $\delta = 0.4$.

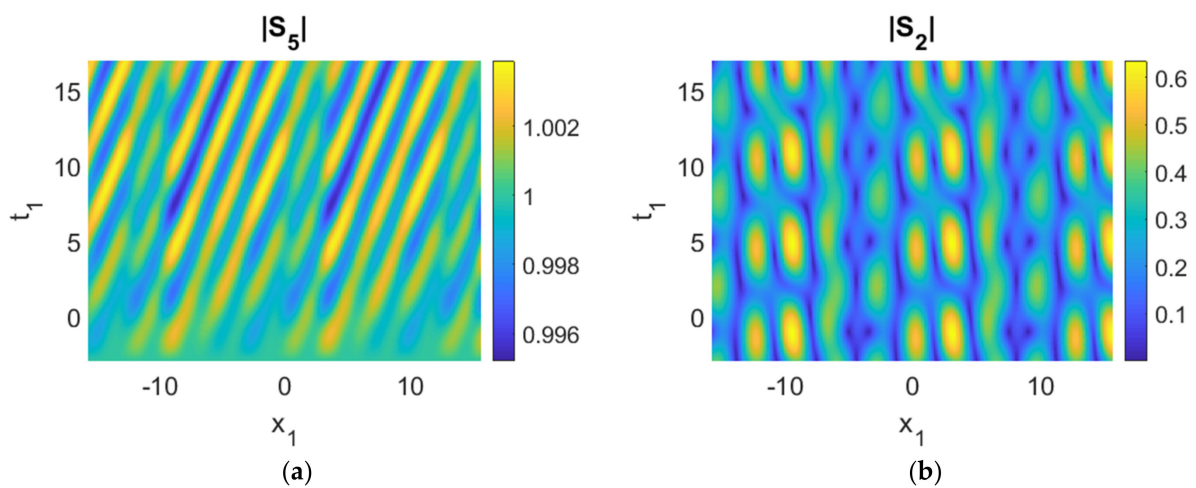


Figure 8. Cont.

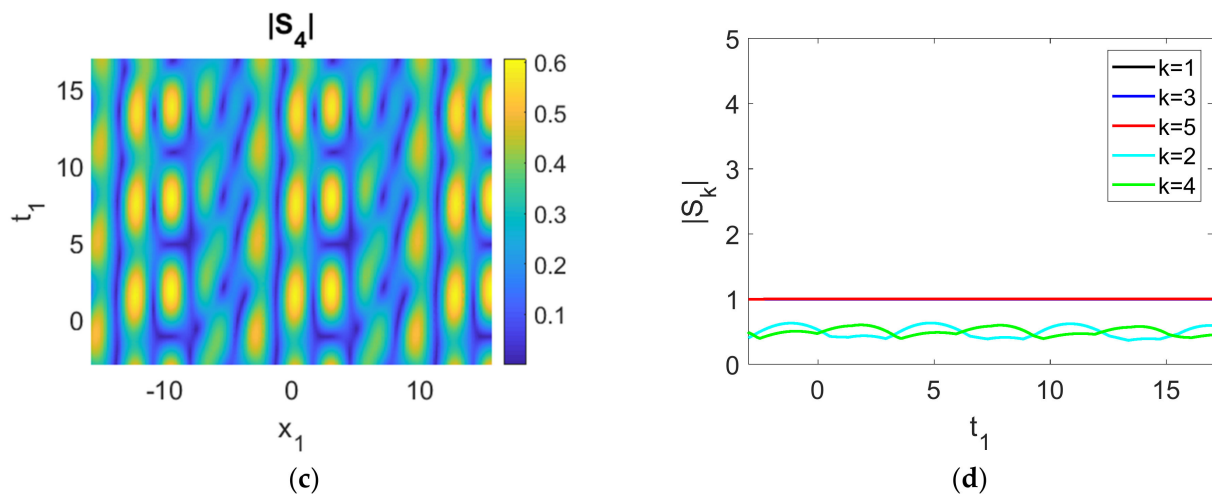


Figure 8. (a–c) Control experiment (only $|S_2|$, $|S_4|$ and $|S_5|$ oscillate, $|S_1|$, $|S_3|$ mostly unchanged); (d) time history of the moduli of the envelopes, $|S_k|$. Parameters used were $c_{g1} = 2$, $c_{g3} = 1$, $c_{g5} = 0.5$, $c_{g2} = -0.1$, $c_{g4} = 0.1$, $\gamma_1 = \gamma_3 = \gamma_{5a} = 0$, $\gamma_2 = -0.5$, $\gamma_4 = 0.5$, $\gamma_{5b} = -0.01$, $a_2 = 1$, $\rho_1 = \rho_3 = \rho_5 = 1$, $\rho_2 = \rho_4 = 0.1$, $\delta = 0.4$.

4. Simulations with Other Choices of Input Parameters

Theoretically, five out of the six interaction coefficients of the coupled triad system (Equation (7)) can in principle be normalized to unity. For convenience, we shall nominally take γ_{5b} as a free parameter. In the previous section, we took all the other ‘ γ ’ as small integers (± 1) or fractions ($\pm 1/2$). In practice, these interactions are calculated from density profiles and velocity eigenfunctions of stratified fluids (Appendix A). Hence it would be instructive to perform computer simulations with realistic or fluid mechanics-inspired values of ‘ γ ’. First, we note that signs of the interaction coefficients generally proceed such as:

$$\gamma_1 > 0, \gamma_3 < 0, \gamma_{5a} > 0; \gamma_2 < 0, \gamma_4 > 0, \gamma_{5b} < 0. \quad (17)$$

4.1. Components (3, 5, 1) Being Rogue Waves, Modes 2 and 4 Being Plane Waves

The initial conditions for the coupled triad are chosen as

$$\begin{aligned} S_1(x_1, t_1) &= A_1(x_1, t_1), \quad S_3(x_1, t_1) = A_2(x_1, t_1), \quad S_5(x_1, t_1) = A_3(x_1, t_1), \\ S_2(x_1, t_1) &= S_{2,p}(x_1, t_1), \quad S_4(x_1, t_1) = S_{4,p}(x_1, t_1). \end{aligned} \quad (18)$$

The properties established in the previous section remain valid. More precisely, $|S_1|$, $|S_3|$, and $|S_5|$ exhibit a mixture of FPUT growth/decay cycles and rogue wave type outburst (Figure 9). With $c_{g1} < 0$, $c_{g3} > 0$ and $c_{g5} > 0$, the wave profiles of $|S_3|$ and $|S_5|$ are going forward, while $|S_1|$ travels backward. Movement of energy can be traced by the locations of maxima of $|S_k|$ (Figure 9). With $\gamma_1 = \gamma_{5a} > 0$, $\gamma_3 < 0$, the wave profiles of $|S_1|$ and $|S_5|$ are in phase, while $|S_3|$ is 180 degrees out of phase with these two.

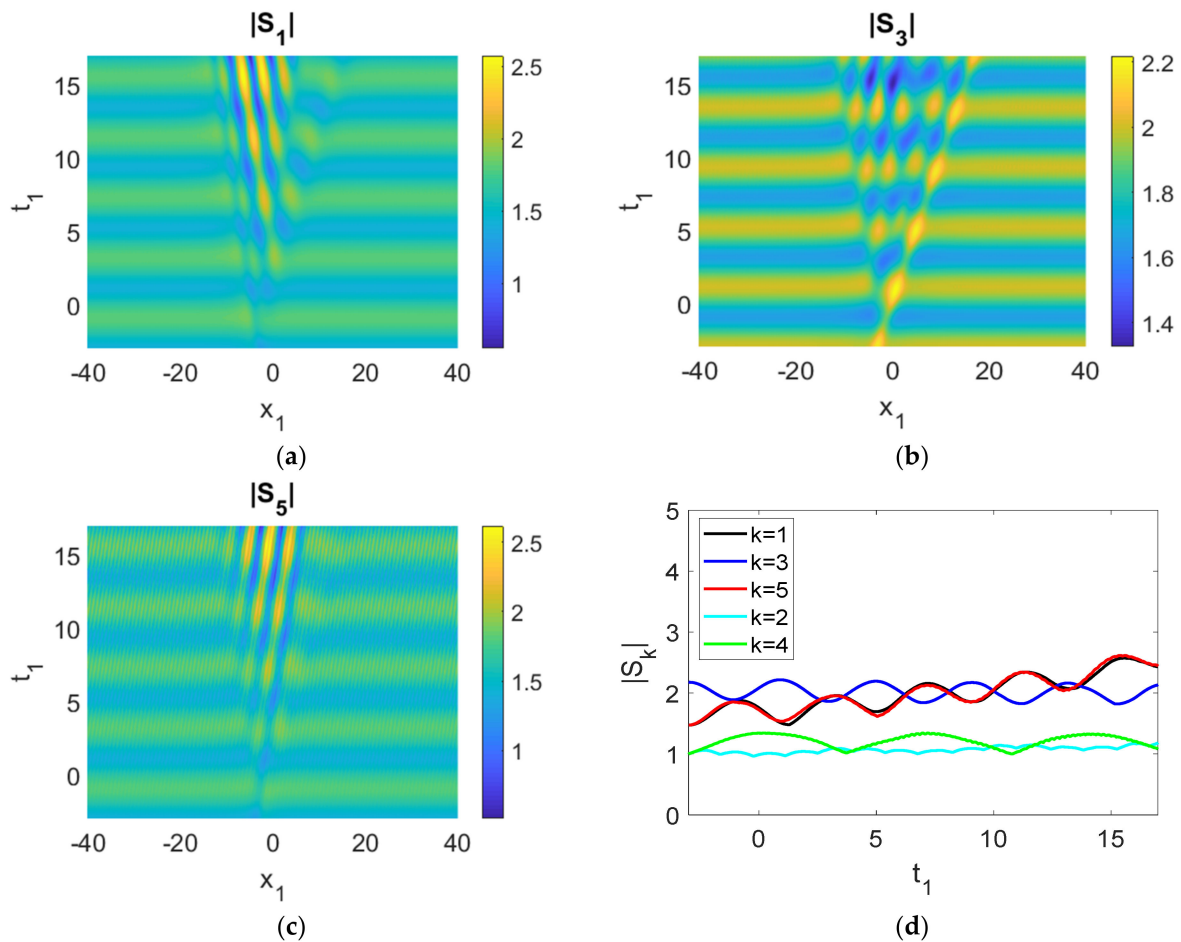


Figure 9. (a–c) Evolution of the wave components; (d) time history of the moduli of the envelopes, $|S_k|$. Parameters used were $c_{g1} = -0.5$, $c_{g3} = 1$, $c_{g5} = 0.5$, $c_{g2} = -0.1$, $c_{g4} = 0.6$, $\gamma_1 = 0.1$, $\gamma_3 = -0.1$, $\gamma_{5a} = 0.1$, $\gamma_2 = -0.1$, $\gamma_4 = 0.1$, $\gamma_{5b} = -0.01$, $r_1 = 1$, $r_2 = 1$, $r_3 = 0$, $q = 1$, $a_2 = 1$, $\rho_1 = \rho_2 = \rho_3 = \rho_4 = \rho_5 = 1$.

4.2. Components (3, 5, 1) as Plane Waves, Modes 2, 4 Being Plane Waves with Perturbations

The initial conditions are selected to be

$$\begin{aligned} S_1(x_1, t_1) &= S_{1,p}(x_1, t_1), \quad S_3(x_1, t_1) = S_{3,p}(x_1, t_1), \quad S_5(x_1, t_1) = S_{5,p}(x_1, t_1), \\ S_2(x_1, t_1) &= S_{2,p}(x_1, t_1) + \delta \cos(x), \quad S_4(x_1, t_1) = S_{4,p}(x_1, t_1) + \delta \cos(x). \end{aligned} \quad (19)$$

All components $|S_k|$ ($k = 1, 2, 3, 4, 5$) display FPUT growth and decay cycles (Figure 10a–e). The propagation directions of $|S_2|$ and $|S_4|$ are different owing to the different signs of the group velocities, $c_{g2} < 0$, $c_{g4} > 0$. Energy exchange can be tracked by the locations of maxima of $|S_k|$ (Figure 10f). Wave profiles $|S_1|$ and $|S_5|$ are roughly in phase: increasing and decreasing at the same time, while $|S_3|$ is out of phase, a manifestation of the signs of the interaction coefficients, $\gamma_1 = \gamma_{5a} > 0$, $\gamma_3 < 0$. Simultaneously, energy transfer also exists among $|S_2|$, $|S_4|$, and $|S_5|$. For a reasonably small time ($t_1 < 5$ here), energy only moves between $|S_2|$ and $|S_4|$, resulting from the small perturbations in the linear stage of modulation instability. For a larger time ($t_1 > 5$), the energy flows among $|S_1|$, $|S_3|$, $|S_5|$, $|S_2|$, and $|S_4|$ in the nonlinear stage of modulation instability.

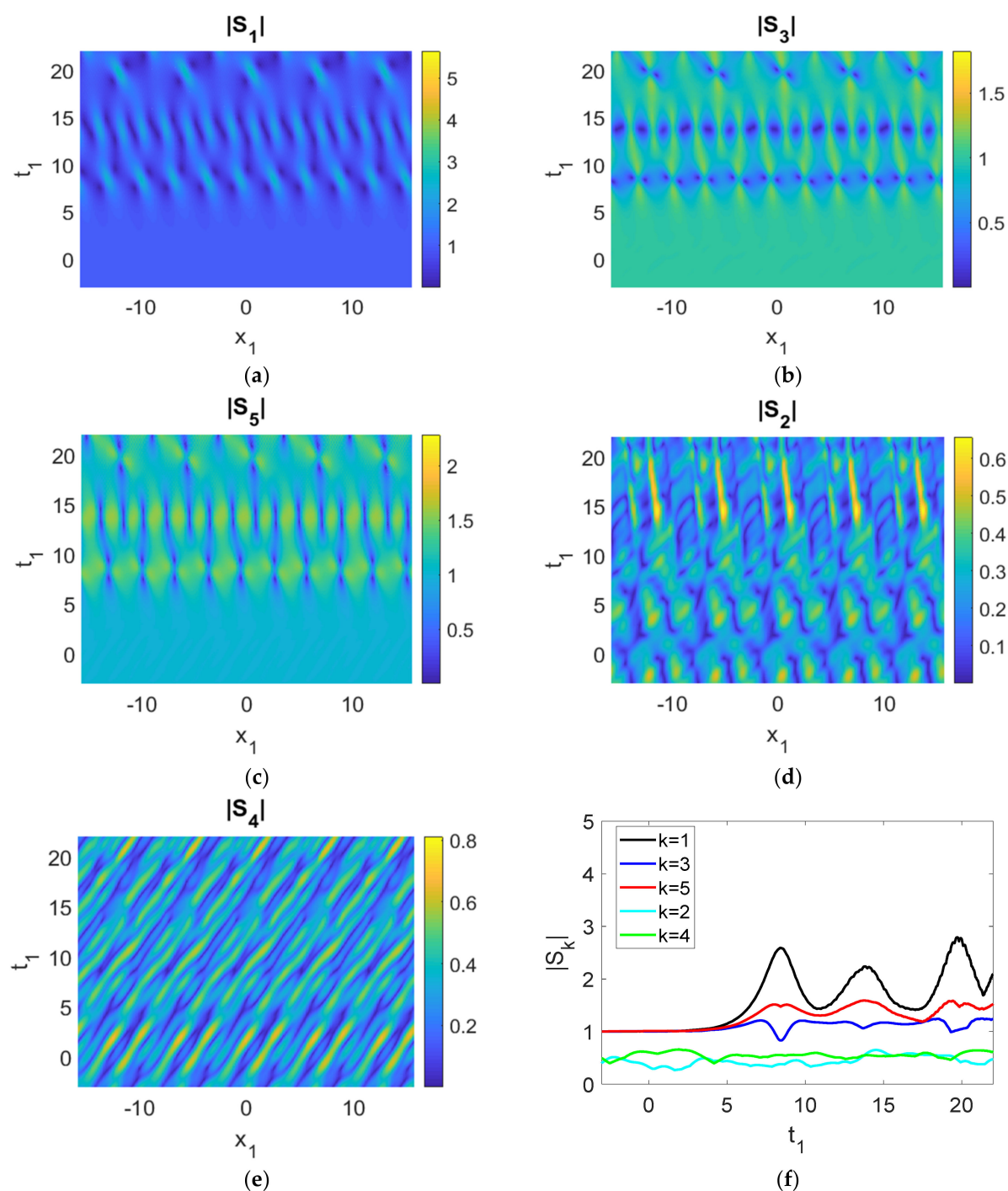


Figure 10. (a–e) Evolution of the five wave components; (f) time history of the moduli of the envelopes, $|S_k|$. Parameters used were $c_{g1} = -0.5$, $c_{g3} = 1$, $c_{g5} = 0.5$, $c_{g2} = -0.1$, $c_{g4} = 0.6$, $\gamma_1 = 1$, $\gamma_3 = -1$, $\gamma_{5a} = 1$, $\gamma_2 = -0.5$, $\gamma_4 = 0.5$, $\gamma_{5b} = -0.05$, $a_2 = 1$, $\rho_1 = \rho_3 = \rho_5 = 1$, $\rho_2 = \rho_4 = 0.1$, $\delta = 0.4$.

5. Discussions and Conclusions

A remark on the applications of the present formulation to physical oceanography is appropriate. The nonlinear Schrödinger equation and the Peregrine breather are widely used models for describing the dynamics of surface wave packets and surface rogue waves. One scientifically documented rogue wave was the Draupner Wave of 1 January 1995. If we compute the coefficients of the Schrödinger equation with the water depth conditions at the location of the Draupner Wave, the coefficients are generally of order unity, and hence

no scaling is necessary. Since the Peregrine breather has a maximum displacement of three times the background plane wave, a background wave train of 8 m will produce a rogue wave with an amplitude of roughly 25 m, which is consistent with observations.

For internal rogue waves described by the triad equations, the interaction coefficients may differ drastically from unity, and thus rescaling would be necessary. As an illustrative example, we can consider an average ocean depth of say 4000 m. The corresponding interaction coefficients can be obtained from Figure 2 by choosing a non-dimensional water depth of $H = 4$, if we choose a reference length scale of 1 km. The numerical values of the coefficients are $\gamma_1 = 7.9946 \times 10^{-4}$, $\gamma_2 = -5.4641 \times 10^{-4}$, $\gamma_3 = -0.0562$, $\gamma_4 = 0.1823$, $\gamma_{5a} = 0.0244$, $\gamma_{5b} = -0.1143$.

To estimate the actual amplitude in a realistic oceanic condition, we employ the formulation

$$S_1 = A_1 / (|\gamma_3| |\gamma_{5a}|)^{1/2}, S_3 = A_2 / (|\gamma_1| |\gamma_{5a}|)^{1/2}, S_5 = A_3 / (|\gamma_1| |\gamma_3|)^{1/2}, \quad (20)$$

where S_n and A_n are amplitudes in Equations (7) and (11), respectively. As the exact solutions of Equation (12) exhibit an amplitude of roughly two, the actual maximum displacements will be of the order of 50 to 200 m in the interior of the oceans. The spatial size of such internal rogue waves will scale with the wavelength of the packet. The temporal duration will again follow the ‘non-dimensionalization’ time unit, i.e., the square root of (length scale/gravity). If the length scale is 1 km and gravity is taken as 10 m s^{-2} , the time scale is in multiples of 10 s. The typical rogue wave solution of Equation (11) takes about six time units to go through a growth–decay cycle, and hence this corresponds to 1 min in real time. For internal waves with a length scale much larger than 1 km, the spatial extent and time period will be correspondingly larger.

A widely adopted model in a deterministic (as opposed to probabilistic) approach to water waves is the nonlinear Schrödinger equation (NLS), where the salient features are the Peregrine breather and modulation instability. Two features associated with NLS have generated discussion and debate in the literature, namely, time scale and quadratic versus cubic nonlinearity. For NLS, the asymptotic time scale of evolution is $\varepsilon^2 t$, where ε is a non-dimensional, small amplitude parameter. For triad resonance, the time scale is εt , and is thus much faster. One drawback of the analytical formulation of breathers and rogue waves of NLS is the assumption of a long crested wave, which might make realization in terms of field observation difficult. A competing theory, utilizing interference of second order waves, has been suggested in the literature [29]. Hence systems with quadratic nonlinearities deserve a penetrating study, and we believe that the triad resonance equations constitute an appropriate candidate.

Coupled triads with one common member can exist in stratified fluids with constant buoyancy frequency, and are important in the general context of mathematical physics [30,31]. The evolution equations for weakly nonlinear, slowly varying, narrow banded wave packets are then derived by perturbation theory. We focused on the case where the common member is a *daughter* wave (*passive* mode). This is in sharp contrast with our previous work [7], where the common member was the *parent* wave (*active* mode). Moreover, rogue modes, instead of plane waves, were used as initial conditions. While our earlier work included time dependence only [7], spatial dependence is incorporated here. Generally the signs of the interaction coefficients are critical for the energy transfer process. If the interaction coefficients of two components in a triad have the same sign, the evolution of the corresponding amplitudes tends to be in phase. With the common member being the *daughter* wave (*passive* modes), the sign patterns of the interaction coefficients are not affected drastically in comparison with our previous work on a common *parent* wave (*active* mode). However, the magnitudes are modified. From numerical simulations, if the common member is the *parent* wave (*active* mode), energy can be readily transferred from one triad to the two *daughter* waves (*passive* modes) in the other triad through the common *parent* member [7]. However, if the common member is a *daughter* wave (*passive* mode), this catalyst mechanism of moving energy appears to be much less efficient. The underlying

reason for this is not properly understood. Whether the structure of evolution equations plays a role will constitute a topic of future research. Hence triad resonance might provide a feasible mechanism of energy transfer among modes in addition to other theories in the literature such as weak turbulence [32,33].

In addition to their relevance in a theoretical context, the numerical simulations performed here will enhance physical insights into extreme waves in the oceans. Although rogue waves for an isolated triad have been derived in a mathematical physics setting in the past ten years, here we apply these formulations to oceanic internal waves. More precisely, we demonstrated the existence of FPUT type growth and decay cycles for the triad equations. Furthermore, we studied a system of coupled triads, where analytical solutions are not available. Nevertheless, the nonlinear dynamical interplay between rogue modes and plane waves is intriguing and was demonstrated through computational studies. Through these simulations, the computational evidence shows that the FPUT and immediate energy transfer can be triggered by rogue waves. Moreover, the linear and nonlinear stages of modulation instability are related to the transfer of energy among the five waves. Finally, the evolution of wave profiles and energy transfer depends crucially on the initial conditions and the sign patterns of the interaction coefficients.

While our attention mostly focused on the theoretical aspects, remarks on practical applications to physical oceanography are in order. One contrast with long wave models of internal rogue modes [17] is relevant. Assuming an ocean depth of 1000 m, the wavelength for a Korteweg-de Vries model to be valid must be at an order of magnitude of 10,000 m or longer. In contrast, the fast oscillations of the wave packets involved in triad resonance do not need to conform to a long wave scaling and can be comparable to just the water depth. Indeed there are recorded oceanic data in the literature on trains or packets of internal wave oscillations within one or a few kilometers [34,35].

There remain many formidable challenges in terms of future research opportunities. One direction is to relax the assumption of a constant buoyancy frequency (or the squared value as N^2). Indeed taking N^2 as the square of the hyperbolic secant will have both theoretical and physical significance. Theoretically, the eigenfunctions can be obtained in closed forms using hyperbolic functions. Physically, a sharply peaked profile of N^2 is a realistic approximation of the oceans, as the density can experience a sharp change across a pycnocline. Another limiting case of sharp density change is modeled by a two-layer fluid, which has been employed by fluid dynamicists for over a century. Promising results are awaiting our further efforts.

Author Contributions: Conceptualization, K.W.C.; methodology, K.W.C., Q.P. and H.-M.Y.; software, Q.P. and H.-M.Y.; validation, K.W.C.; formal analysis, K.W.C., Q.P. and H.-M.Y.; investigation, K.W.C., Q.P. and H.-M.Y.; writing—original draft preparation, Q.P. and H.-M.Y.; writing—review and editing, K.W.C.; visualization, Q.P. and H.-M.Y.; supervision, K.W.C.; project administration, K.W.C.; funding acquisition, K.W.C. All authors have read and agreed to the published version of the manuscript.

Funding: This research was funded by the Research Grants Council General Research Fund contract, grant number HKU17200718E.

Institutional Review Board Statement: Not applicable.

Informed Consent Statement: Not applicable.

Acknowledgments: We sincerely thank the Editors and the anonymous reviewers for their constructive comments.

Conflicts of Interest: The authors declare no conflict of interest.

Appendix A

Formulations of interaction coefficients:

The interaction coefficients are derived by applying the Fredholm alternative theorem to the perturbation equations. For convenience, we just take one triad as an example and give the formulas of interaction coefficients. The remaining coefficients can be deduced in a similar way. Considering one triad involving $k_4 = k_2 + k_5$, k_4 is the *parent* mode and k_2, k_5 are the *daughter* waves.

The quadratic nonlinearities arising from the incompressible condition and the momentum equations are named by G_0, G_1, G_2 , respectively. The wave pairs are represented by the superscripts. In this case, (2, 5) stand for the interaction of mode 2 and mode 5 in generating mode 4. Hence, the expressions of nonlinearity arising from k_2, k_5 are

$$\begin{aligned} G_0^{(2,5)} &= u^{(5)} \rho^{(2)} i k_2 + u^{(2)} \rho^{(5)} i k_5 + v^{(5)} \rho_y^{(2)} + v^{(2)} \rho_y^{(5)}, \\ G_1^{(2,5)} &= u^{(5)} u^{(2)} i k_2 + u^{(2)} u^{(5)} i k_5 + v^{(5)} u_y^{(2)} + v^{(2)} u_y^{(5)}, \\ G_2^{(2,5)} &= u^{(5)} v^{(2)} i k_2 + u^{(2)} v^{(5)} i k_5 + v^{(5)} v_y^{(2)} + v^{(2)} v_y^{(5)}, \end{aligned} \quad (A1)$$

where u, v, ρ denote the linear, first order x -velocity, y -velocity, and density.

For nonlinearity arising from a *parent* wave k_4 and a *daughter* mode k_5 , the expressions are

$$\begin{aligned} G_0^{(4,5)} &= u^{(4)} \left[i k_5 \rho^{(5)} \right]^* + \left[u^{(5)} \right]^* \left[i k_4 \rho^{(4)} \right] + v^{(4)} \left[\rho_y^{(5)} \right]^* + \left[v^{(5)} \right]^* \rho_y^{(4)}, \\ G_1^{(4,5)} &= u^{(4)} \left[i k_5 u^{(5)} \right]^* + \left[u^{(5)} \right]^* \left[i k_4 u^{(4)} \right] + v^{(4)} \left[u_y^{(5)} \right]^* + \left[v^{(5)} \right]^* u_y^{(4)}, \\ G_2^{(4,5)} &= u^{(4)} \left[i k_5 v^{(5)} \right]^* + \left[u^{(5)} \right]^* \left[i k_4 v^{(4)} \right] + v^{(4)} \left[v_y^{(5)} \right]^* + \left[v^{(5)} \right]^* v_y^{(4)}. \end{aligned} \quad (A2)$$

For a generalized nonlinearity arising from *daughter* modes, k_m and k_n , the expressions are

$$\begin{aligned} G_0^{(m,n)} &= u^{(m)} \left[i k_n \rho^{(n)} \right] + \left[u^{(n)} \right] \left[i k_m \rho^{(m)} \right] + v^{(m)} \left[\rho_y^{(n)} \right] + \left[v^{(n)} \right] \rho_y^{(m)}, \\ G_1^{(m,n)} &= u^{(m)} \left[i k_n u^{(n)} \right] + \left[u^{(n)} \right] \left[i k_m u^{(m)} \right] + v^{(m)} \left[u_y^{(n)} \right] + \left[v^{(n)} \right] u_y^{(m)}, \\ G_2^{(m,n)} &= u^{(m)} \left[i k_n v^{(n)} \right] + \left[u^{(n)} \right] \left[i k_m v^{(m)} \right] + v^{(m)} \left[v_y^{(n)} \right] + \left[v^{(n)} \right] v_y^{(m)}, \end{aligned} \quad (A3)$$

where the linear horizontal/vertical velocities, density are

$$u^{(m)} = \frac{i}{k_m} (\psi_m)_y S_m, v^{(m)} = \psi_m S_m, \rho^{(m)} = \frac{i(\bar{\rho}_y) \psi_m}{-c_m k_m} S_m. \quad (A4)$$

The eigenfunction ψ_m satisfies the Taylor–Goldstein equation (Equation (3)).

To evaluate a typical interaction coefficient, such as γ_2 given in Equation (7), calculations involving the Fredholm alternative theorem give

$$\gamma_2 = \frac{\gamma_{2n}}{\gamma_{2d}} \quad (A5)$$

$$\gamma_{2n} = \int_0^H \left[\frac{1}{i} \frac{\partial G_1^{(4,5)}}{\partial y} + \frac{1}{i} \frac{g}{\bar{\rho}(y)} \frac{G_0^{(4,5)}}{(-c_2)} - k_2 G_2^{(4,5)} \right] \psi_2 dy, \quad (A6)$$

$$\gamma_{2d} = \frac{1}{k_2} \int_0^H \left[\frac{2N^2}{(c_2)^2} \right] \psi_2^2 dy. \quad (A7)$$

One can easily write down formulas such as

$$\gamma_{jn} = \int_0^H \left[\frac{1}{i} \frac{\partial G_1^{(m,n)}}{\partial y} + \frac{1}{i} \frac{g}{\bar{\rho}(y)} \frac{G_0^{(m,n)}}{(-c_j)} - k_j G_2^{(m,n)} \right] \psi_j dy, \quad (A8)$$

$$\gamma_{jd} = \frac{1}{k_j} \int_0^H \left[\frac{2N^2}{(c_j)^2} \right] \psi_j^2 dy, \quad (A9)$$

for other types of interactions.

Appendix B

The parameters for the rogue waves solutions are:

$$u_0 = r_1 + r_2 \zeta_1 + r_3 (\eta - i\theta^*), u_1 = r_1 + r_2 (\zeta_1 + \theta^*) + r_3 (\eta + \theta^* \zeta_1 + i\sqrt{3}), \quad (A10)$$

$$u_2 = r_1 + r_2 (\zeta_1 + \theta) + r_3 (\eta + \theta \zeta_1), \quad \zeta_1 = -2q(t_1 + i\rho_1 x_1), \quad \eta = (\zeta_1^2)/2 - 2iq\rho_2 x_1, \quad (A11)$$

$$\rho_1 = \theta/c_{g1} - \theta^*/c_{g2}, \rho_2 = 1/c_{g1} - 1/c_{g2}, K_1 = q\left(\frac{1}{c_{g1}} - \frac{2}{c_{g2}}\right), K_2 = q\left(\frac{2}{c_{g1}} - \frac{1}{c_{g2}}\right), \quad (A12)$$

$$\theta = (-\sqrt{3} + i)/2, \delta_1 = \sqrt{1 - \frac{c_{g2}^2}{c_{g1}^2}}, \delta_2 = \sqrt{\frac{c_{g1}}{c_{g2}} - 1}, \delta_3 = \frac{c_{g1} - c_{g2}}{\sqrt{c_{g1}c_{g2}}} = \delta_1 \delta_2, \quad (A13)$$

where the group velocities should satisfy $c_{g1} > c_{g2} > c_{g3}$.

Appendix C

The parameters for the plane wave modes are

$$b_1 = \frac{b_{11} + b_{12} + (b_{13} + b_{14})\rho_5^2}{(c_{g1} - c_{g3})(c_{g4} - c_{g5})\rho_1\rho_2\rho_3\rho_4\rho_5}, \quad b_2 = a_2 c_{g2} + \gamma_2 \frac{\rho_4 \rho_5}{\rho_2}, \quad (A14)$$

$$b_3 = \frac{b_{31} + b_{32} + (b_{33} + b_{34})\rho_5^2}{(c_{g1} - c_{g3})(c_{g4} - c_{g5})\rho_1\rho_2\rho_3\rho_4\rho_5}, \quad b_5 = b_3 - b_1, \quad b_4 = b_2 + b_5, \quad (A15)$$

$$a_1 = \frac{a_{11} + a_{12} + (a_{13} + a_{14})\rho_5^2}{(c_{g1} - c_{g3})(c_{g4} - c_{g5})\rho_1\rho_2\rho_3\rho_4\rho_5}, \quad a_3 = \frac{a_{31} + a_{32} + (a_{33} + a_{34})\rho_5^2}{(c_{g1} - c_{g3})(c_{g4} - c_{g5})\rho_1\rho_2\rho_3\rho_4\rho_5}, \quad (A16)$$

$$a_{11} = (c_{g3} - c_{g4})\rho_1\rho_2\rho_3\rho_4(\gamma_{5a}\rho_1\rho_3 + \gamma_{5b}\rho_2\rho_4), \quad (A17)$$

$$a_{12} = a_2(c_{g2} - c_{g4})(c_{g3} - c_{g5})\rho_1\rho_2\rho_3\rho_4\rho_5, \quad (A18)$$

$$a_{13} = (c_{g3} - c_{g5})\gamma_4\rho_1\rho_2^2\rho_3 + (-c_{g4} + c_{g5})(\gamma_3\rho_1^2 + \gamma_1\rho_3^2)\rho_2\rho_4, \quad (A19)$$

$$a_{14} = (c_{g3} - c_{g5})\gamma_2\rho_1\rho_3\rho_4^2, \quad a_{31} = (c_{g1} - c_{g4})\rho_1\rho_2\rho_3\rho_4(\gamma_{5a}\rho_1\rho_3 + \gamma_{5b}\rho_2\rho_4), \quad (A20)$$

$$a_{32} = a_2(c_{g2} - c_{g4})(c_{g1} - c_{g5})\rho_1\rho_2\rho_3\rho_4\rho_5, \quad (A21)$$

$$a_{33} = (c_{g1} - c_{g5})\gamma_4\rho_1\rho_2^2\rho_3 + (-c_{g4} + c_{g5})(\gamma_3\rho_1^2 + \gamma_1\rho_3^2)\rho_2\rho_4, \quad (A22)$$

$$a_{34} = (c_{g1} - c_{g5})\gamma_2\rho_1\rho_3\rho_4^2, \quad b_{11} = c_{g1}a_{11}, \quad b_{12} = c_{g1}a_{12}, \quad (A23)$$

$$b_{13} = c_{g1}(c_{g3} - c_{g5})\gamma_4\rho_1\rho_2^2\rho_3 + (-c_{g4} + c_{g5})(c_{g1}\gamma_3\rho_1^2 + c_{g3}\gamma_1\rho_3^2)\rho_2\rho_4, \quad (A24)$$

$$b_{14} = c_{g1}a_{14}, \quad b_{31} = c_{g3}a_{31}, \quad b_{32} = c_{g3}a_{32}, \quad b_{34} = c_{g3}a_{34}, \quad (A25)$$

$$b_{33} = c_{g3}(c_{g1} - c_{g5})\gamma_4\rho_1\rho_2^2\rho_3 + (-c_{g4} + c_{g5})(c_{g1}\gamma_3\rho_1^2 + c_{g3}\gamma_1\rho_3^2)\rho_2\rho_4, \quad (A26)$$

where $a_2, \rho_1, \rho_2, \rho_3, \rho_4$ and ρ_5 are constants.

References

1. Phillips, O.M. On the dynamics of unsteady gravity waves of finite amplitude Part 1. The elementary interactions. *J. Fluid Mech.* **1960**, *9*, 193–217. [\[CrossRef\]](#)
2. Phillips, O.M. On the dynamics of unsteady gravity waves of finite amplitude Part 2. Local properties of a random wave field. *J. Fluid Mech.* **1961**, *11*, 143–155. [\[CrossRef\]](#)
3. McGoldrick, L.F. Resonant interactions among capillary-gravity waves. *J. Fluid Mech.* **1965**, *21*, 305–331. [\[CrossRef\]](#)
4. Ball, F.K. Energy transfer between external and internal gravity waves. *J. Fluid Mech.* **1964**, *19*, 465–478. [\[CrossRef\]](#)
5. Thorpe, S.A. On wave interactions in a stratified fluid. *J. Fluid Mech.* **1966**, *24*, 737–751. [\[CrossRef\]](#)
6. Biswas, L.; Shukla, P. Stability analysis of a resonant triad in a stratified uniform shear flow. *Phys. Rev. Fluids* **2021**, *6*, 014802. [\[CrossRef\]](#)
7. Pan, Q.; Peng, N.N.; Chan, H.N.; Chow, K.W. Coupled triads in the dynamics of internal waves: Case study using a linearly stratified fluid. *Phys. Rev. Fluids* **2021**, *6*, 024802. [\[CrossRef\]](#)
8. Dauxois, T.; Joubaud, S.; Odier, P.; Venaille, A. Instabilities of internal gravity wave beams. *Annu. Rev. Fluid Mech.* **2018**, *50*, 131–156. [\[CrossRef\]](#)
9. Sutherland, B.R.; Jefferson, R. Triad resonant instability of horizontally periodic internal modes. *Phys. Rev. Fluids* **2020**, *5*, 034801. [\[CrossRef\]](#)
10. Karimi, H.H.; Akylas, T.R. Near-inertial parametric subharmonic instability of internal wave beams. *Phys. Rev. Fluids* **2017**, *2*, 074801. [\[CrossRef\]](#)
11. Varma, D.; Mathur, M. Internal wave resonant triads in finite-depth non-uniform stratifications. *J. Fluid Mech.* **2017**, *824*, 286–311. [\[CrossRef\]](#)
12. Fan, B.; Akylas, T.R. Effect of background mean flow on PSI of internal wave beams. *J. Fluid Mech.* **2019**, *869*, R1. [\[CrossRef\]](#)
13. Obuse, K.; Yamada, M. Three-wave resonant interactions and zonal flows in two-dimensional Rossby-Haurwitz wave turbulence on a rotating sphere. *Phys. Rev. Fluids* **2019**, *4*, 024601. [\[CrossRef\]](#)
14. Bustamante, M.D.; Kartashova, E. Effect of the dynamical phases on the nonlinear amplitudes' evolution. *Europhys. Lett.* **2009**, *85*, 34002. [\[CrossRef\]](#)
15. Dysthe, K.; Krogstad, H.E.; Muller, P. Oceanic rogue waves. *Annu. Rev. Fluid Mech.* **2008**, *40*, 287–310. [\[CrossRef\]](#)
16. Onorato, M.; Residori, S.; Bortolozzo, U.; Montina, A.; Arecchi, F. Rogue waves and their generating mechanisms in different physical contexts. *Phys. Rep.* **2013**, *528*, 47–89. [\[CrossRef\]](#)
17. Grimshaw, R.; Pelinovsky, E.; Taipova, T.; Sergeeva, A. Rogue internal waves in the ocean: Long wave model. *Eur. Phys. J. Spec. Top.* **2010**, *185*, 195–208. [\[CrossRef\]](#)
18. Talipova, T.; Kurkina, O.; Kurkin, A.; Didenkulova, E.; Pelinovsky, E. Internal wave breathers in the slightly stratified fluid. *Microgravity Sci. Technol.* **2020**, *32*, 69–77. [\[CrossRef\]](#)
19. Bokaeeyan, M.; Ankiewicz, A.; Akhmediev, N. Bright and dark rogue internal waves: The Gardner equation approach. *Phys. Rev. E* **2019**, *99*, 062224. [\[CrossRef\]](#)
20. Baronio, F.; Conforti, M.; Degasperis, A.; Lombardo, S. Rogue waves emerging from the resonant interaction of three waves. *Phys. Rev. Lett.* **2013**, *111*, 114101. [\[CrossRef\]](#)
21. Coppini, F.; Santini, P.M. Fermi-Pasta-Ulam-Tsingou recurrence of periodic anomalous waves in the complex Ginzburg-Landau and in the Lugiato-Lefever equations. *Phys. Rev. E* **2020**, *102*, 062207. [\[CrossRef\]](#)
22. Gallavotti, G. *The Fermi-Pasta-Ulam Problem: A Status Report*, 1st ed.; Springer: Berlin/Heidelberg, Germany, 2008.
23. Yuen, H.C., Jr.; Ferguson, W.E.F. Relationship between Benjamin-Feir instability and recurrence in the nonlinear Schrödinger equation. *Phys. Fluids* **1978**, *21*, 1275–1278. [\[CrossRef\]](#)
24. Hasselman, K. A criterion for nonlinear wave stability. *J. Fluid Mech.* **1967**, *30*, 737–739. [\[CrossRef\]](#)
25. Kartashova, E.; L'vov, V.S. Cluster dynamics of planetary waves. *Europhys. Lett.* **2008**, *83*, 50012. [\[CrossRef\]](#)
26. Yoshinaga, T.; Wakamiya, M.; Kakutani, T. Recurrence and chaotic behavior resulting from nonlinear interaction between long and short waves. *Phys. Fluids A* **1991**, *3*, 83. [\[CrossRef\]](#)
27. Wabnitz, S.; Akhmediev, N. Efficient modulation frequency doubling by induced modulation instability. *Opt. Commun.* **2010**, *283*, 1152–1154. [\[CrossRef\]](#)
28. Vanderhaegen, G.; Szriftgiser, P.; Kudlinski, A.; Conforti, M.; Trillo, S.; Droques, M.; Mussot, A. Observation of four Fermi-Pasta-Ulam-Tsingou recurrences in an ultra-low-loss optical fiber. *Opt. Express* **2020**, *28*, 17773–17781. [\[CrossRef\]](#) [\[PubMed\]](#)
29. Fedele, F.; Brennan, J.; Ponce de León, S.; Dudley, J.; Dias, F. Real world ocean rogue waves explained without the modulational instability. *Sci. Rep.* **2016**, *6*, 27715. [\[CrossRef\]](#) [\[PubMed\]](#)
30. Kartashova, E.; Shugan, I.V. Dynamical cascade generation as a basic mechanism of Benjamin-Feir instability. *Europhys. Lett.* **2011**, *95*, 30003. [\[CrossRef\]](#)
31. Kartashova, E. *Nonlinear Resonance Analysis: Theory, Computation, Applications*; Cambridge University Press: Cambridge, UK, 2010.
32. Pelinovskiy, E.N.; Raevsky, M.A. Weak turbulence of internal waves in the ocean. *Izv. Atmos. Ocean. Phys.* **1977**, *13*, 130–134.
33. Kharif, C.; Pelinovsky, E.; Slunyaev, A. *Rogue Waves in the Ocean*, 1st ed.; Springer: Berlin/Heidelberg, Germany, 2009.

34. Orr, M.H.; Mignerey, P.C. Nonlinear internal waves in the South China Sea: Observation of the conversion of depression internal waves to elevation internal waves. *J. Geophys. Res. Ocean.* **2003**, *108*. [[CrossRef](#)]
35. Kaminski, A.K.; Flynn, M.R. Modal decomposition of polychromatic internal wave fields in arbitrary stratifications. *Wave Motion* **2020**, *95*, 102549. [[CrossRef](#)]